




**RESOLUTION TO ADOPT THE FY 2023 CITY OF GASTONIA  
CONSOLIDATED FEE SCHEDULE EFFECTIVE JULY 1, 2022**

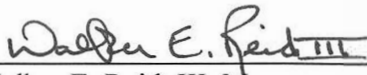
**WHEREAS**, pursuant to NC General Statute 160A-77, the City Council of the City of Gastonia has the authority to adopt and issue a code of ordinances, including establishing rates for utility or other public enterprise services, or establishing fees of any nature; and

**WHEREAS**, the Consolidated Fee Schedule is reviewed annually with the budget process and updated as needed; and

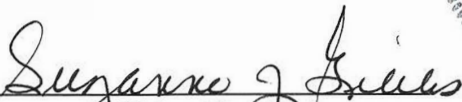
**NOW, THEREFORE, BE IT RESOLVED BY THE CITY COUNCIL OF THE CITY OF GASTONIA** that the FY 2023 Consolidated Fee Schedule attached hereto be adopted and effective July 1, 2022.

THIS RESOLUTION, adopted on the 7<sup>th</sup> day of June 2022.



  
Walker E. Reid, III, Mayor

ATTEST:

  
Suzanne J. Gibbs, City Clerk

# Consolidated Fee Schedule



Fiscal Year 2023

Effective July 1, 2022



# Table of Contents



Cemetery Division.....	6
<b>Development Services – Engineering</b>	
Land Development.....	6
Reimbursement for Services.....	6
Inspection Fees .....	7
Sale of City Publications.....	7
Other Permits, Fees and Charges.....	7
<b>Development Services – Building Services</b>	
Building Permit Fee Schedule .....	8
Additional Charges for Building Permits .....	10
Other Permits.....	10
Sign Fees .....	11
Other Fees & Charges .....	11
<b>Financial Services</b>	
Billing & Customer Service – Fees & Penalties .....	11
Utility Deposits for New Service .....	11
Tampering Charges .....	12
Other Fees.....	12
<b>Fire</b>	
NC State Fire Code Permits.....	12
NC State Fire Code Construction Permits .....	14
Other Fees & Charges .....	14
<b>Housing &amp; Community Engagement</b>	
Farmer’s Market .....	15
Keep Gastonia Beautiful – Transit advertising.....	15
<b>Parks &amp; Recreation</b>	
Athletics .....	16
Community Centers .....	19
Swimming Pools.....	20

# Table of Contents

---

Athletic Fields.....	20
Lineberger Park.....	21
Martha Rivers Park.....	21
Rankin Lake Park.....	21
Sims Park.....	22
Tennis Court Reservations.....	23
Special Events.....	23
Equipment Rentals.....	23
Skeet & Trap.....	23
Instructional Programs.....	24
<b>Planning</b>	
Application for Rezoning.....	24
Other Hearings.....	24
Zoning Letters.....	24
Zoning Reviews and Inspections.....	24
Sign Permits.....	24
Publications.....	25
<b>Police</b>	
Firing Range.....	25
Parking Violations.....	25
Other Permits, Fees & Charges.....	25
<b>Public Utilities – Electric</b>	
General Service.....	25
On-Peak and Coincident Peak.....	28
Riders.....	29
Outdoor Lighting Service.....	30
Electric Utilities.....	32
<b>Public Utilities – Water &amp; Sewer (Two Rivers Utilities)</b>	
Miscellaneous Fire Hydrant Use.....	32
Water Meter Placement Fees.....	32
Testing Fees.....	33

# Table of Contents

---

Other Fees and Charges .....	33
Utilities Maintenance Division .....	33
Water Rates .....	33
Sewer Rates.....	34
Wastewater Treatment Surcharges.....	35
Other Fees & Charges .....	35
System Development Fees, Assessment Rates & Tap Fees .....	35
 <b>Public Works</b>	
Solid Waste .....	38
Stormwater .....	38
Transportation Services .....	38
 <b>Schiele Museum</b>	
General Admission .....	39
Discounts.....	39
Planetarium and Science Theater Admission .....	39
School Visits .....	39
Membership.....	39

## City of Gastonia FY 2022 - FY 2023 Fee Schedule

Details/Notes	FY 2022 Amended Fee	FY 2023 Adopted Fee	Change	
<b>Cemeteries</b>				
Grave space	Adult City Resident	\$1,200.00	\$1,200.00	\$0.00
	Adult Non-City Resident	\$1,500.00	\$1,500.00	\$0.00
	Infant	\$500.00	\$500.00	\$0.00
Double niche in columbarium	Includes engraving	\$900.00	\$900.00	\$0.00
Cremains burial in Cremains Gardent		\$500.00	\$500.00	\$0.00
Scattering cremains in Cremains Garden		\$200.00	\$200.00	\$0.00
Locate and mark grave for burial or cremains	Weekdays	\$100.00	\$100.00	\$0.00
	Weekends	\$200.00	\$200.00	\$0.00
Dig and cover for cremains burial	In addition to locate fee above	\$200.00	\$200.00	\$0.00
<b>Development Services - Engineering</b>				
<b>Land Development</b>				
Right-of-way utilization permit	For utilities	\$85.00	\$85.00	\$0.00
Right-of-way easement encroachment permit	For private facilities	\$85.00	\$85.00	\$0.00
Right-of-way work permit	For non-utilities, other than driveways	\$35.00	\$45.00	\$10.00
Driveway permit - residential <sup>a</sup>		\$35.00	\$45.00	\$10.00
Driveway permit - commercial <sup>a</sup>		\$50.00	\$60.00	\$10.00
Street/easement closing request	Advertisement required	\$50.00	\$50.00	\$0.00
Street name change request	Advertisement required	\$100.00	\$100.00	\$0.00
Annexation - voluntary	Advertisement required	\$200.00	\$200.00	\$0.00
Advertisement deposit	When required, as noted above	\$500.00	\$500.00	\$0.00
Performance bond/letter of credit application		\$150.00	\$300.00	\$150.00
Performance bond - request for reduction		\$0.00	\$50.00	\$50.00
<b>Reimbursement for Services</b>				
Site plan review <sup>b</sup>	Less than one (1) acre	\$300.00	\$500.00	\$200.00
	One (1) to five (5) acres	\$600.00	\$800.00	\$200.00
	Over five (5) acres	\$1,000.00	\$0.00	(\$1,000.00)
	Over five (5) acres, per acre	\$0.00	\$200.00	\$200.00
Subdivision plan review <sup>b</sup>	Per subdivision	\$300.00	\$300.00	\$0.00
	Per lot	\$20.00	\$30.00	\$10.00
Final plat review <sup>b</sup>	Minor subdivision, easement, recombination, etc.	\$80.00	\$80.00	\$0.00
	Major subdivision	\$80.00	\$80.00	\$0.00
	Major subdivision, per lot	\$3.00	\$3.00	\$0.00
Unified development <sup>c</sup>	Less than five (5) acres	\$600.00	\$600.00	\$0.00
	Five (5) to ten (10) acres	\$1,000.00	\$1,000.00	\$0.00
	For each additional acre over ten (10) acres	\$100.00	\$100.00	\$0.00
Flood development permit	Fringe area (minor)	\$80.00	\$80.00	\$0.00
	Fringe area (flood study)	\$300.00	\$300.00	\$0.00
	Floodway	\$500.00	\$500.00	\$0.00

## City of Gastonia FY 2022 - FY 2023 Fee Schedule

Details/Notes	FY 2022 Amended Fee	FY 2023 Adopted Fee	Change	
<b>Inspection Fees</b>				
Site plan inspection <sup>a</sup>	Less than one (1) acre	\$50.00	\$50.00	\$0.00
	One (1) to five (5) acres	\$75.00	\$75.00	\$0.00
	Over five (5) acres	\$100.00	\$100.00	\$0.00
Final inspection fee <sup>a</sup>		\$200.00	\$200.00	\$0.00
Unified development inspection <sup>a</sup>	Less than five (5) acres	\$225.00	\$225.00	\$0.00
	Five (5) to ten (10) acres	\$425.00	\$425.00	\$0.00
	Over ten (10) acres	\$425.00	\$425.00	\$0.00
	For each additional acre over ten (10) acres	\$50.00	\$50.00	\$0.00
Water permit process inspection <sup>d</sup>	Per LF, minimum \$250	\$1.00	\$1.00	\$0.00
Sewer permit process inspection <sup>d</sup>	Per LF, minimum \$250	\$1.00	\$1.00	\$0.00

a Re-inspection of driveways/site plans/unified developments more than two (2) times will result in duplicate original fee cost

b Re-review of site plans/subdivision plans/plats reviewed more than three (3) times will result in duplicate original fee cost

c Applicable site plan review fees to apply for sites within the unified development

d Re-review fees may be charged

### Sale of City Publications

Black & White plan copies	Per page, all sizes	\$1.00	\$1.00	\$0.00
	Per page, 11" x 17"	\$2.00	\$2.00	\$0.00
Color plot charge	Per page, 18" x 24"	\$6.00	\$6.00	\$0.00
	Per page, 24" x 36"	\$13.00	\$13.00	\$0.00
	Per page, 36" x 48"	\$19.00	\$19.00	\$0.00

### Other Permits, Fees and Charges

Non-regulatory sign installation		\$100.00	\$100.00	\$0.00
Engineering reports	Per page	\$0.05	\$0.05	\$0.00
FHA/VA letter		\$20.00	\$20.00	\$0.00
Flood letter		\$20.00	\$20.00	\$0.00
Land development application fee	Water permit	\$300.00	\$300.00	\$0.00
Land development application fee	Sewer permit	\$400.00	\$400.00	\$0.00
Water extension review fee	Water line, per foot	\$0.25	\$0.25	\$0.00
Sewer extension review fee	Sewer line, per foot	\$0.25	\$0.25	\$0.00
Sewer pump station review fee	Lump sum per pump station	\$500.00	\$500.00	\$0.00
Legal review for reimbursement contract application <sup>e</sup>	Water and sewer	\$125.00	\$125.00	\$0.00
Water/Sewer/Street availability letter		\$20.00	\$20.00	\$0.00
Water meter fee <sup>f</sup>	Determined by meter size	Varies	Varies	N/A
Payment in lieu of <sup>g</sup>	Sidewalks	Varies	Varies	N/A
	Streets	Varies	Varies	N/A
Noise permit	Requested 48 hours in advance	\$5.00	\$5.00	\$0.00
	Requested less than 48 hours in advance	\$25.00	\$25.00	\$0.00
Event permit/temporary street closing permit		\$30.00	\$30.00	\$0.00

e For offsite and oversize

f Contact Utilities at 704-836-0037

g Contact Engineering at 704-866-6943

## City of Gastonia FY 2022 - FY 2023 Fee Schedule

Details/Notes	FY 2022 Amended Fee	FY 2023 Adopted Fee	Change
<b>Development Services - Building Services</b>			
The building permit fee for new buildings and the addition to or alterations of buildings shall be based upon the cost of general construction, including the cost of electrical, plumbing, heating and air conditioning work per the fee schedule below:			
Minimum fee	\$50.00	\$50.00	\$0.00
<b>Building Value Amounts</b>			
Up to \$5,999.99	\$50.00	\$55.00	\$5.00
\$6,000.00 - \$6,999.99	\$56.00	\$61.60	\$5.60
\$7,000.00 - \$7,999.00	\$62.00	\$68.20	\$6.20
\$8,000	\$68.00	\$74.80	\$6.80
\$9,000	\$74.00	\$81.40	\$7.40
\$10,000	\$80.00	\$88.00	\$8.00
\$11,000	\$86.00	\$94.60	\$8.60
\$12,000	\$92.00	\$101.20	\$9.20
\$13,000	\$98.00	\$107.80	\$9.80
\$14,000	\$104.00	\$114.40	\$10.40
\$15,000	\$110.00	\$121.00	\$11.00
\$16,000	\$116.00	\$127.60	\$11.60
\$17,000	\$122.00	\$134.20	\$12.20
\$18,000	\$128.00	\$140.80	\$12.80
\$19,000	\$134.00	\$147.40	\$13.40
\$20,000	\$140.00	\$154.00	\$14.00
\$21,000	\$146.00	\$160.60	\$14.60
\$22,000	\$152.00	\$167.20	\$15.20
\$23,000	\$158.00	\$173.80	\$15.80
\$24,000	\$164.00	\$180.40	\$16.40
\$25,000	\$170.00	\$187.00	\$17.00
\$26,000	\$176.00	\$193.60	\$17.60
\$27,000	\$182.00	\$200.20	\$18.20
\$28,000	\$188.00	\$206.80	\$18.80
\$29,000	\$194.00	\$213.40	\$19.40
\$30,000	\$200.00	\$220.00	\$20.00
\$31,000	\$206.00	\$226.60	\$20.60
\$32,000	\$212.00	\$233.20	\$21.20
\$33,000	\$218.00	\$239.80	\$21.80
\$34,000	\$224.00	\$246.40	\$22.40
\$35,000	\$230.00	\$253.00	\$23.00
\$36,000	\$236.00	\$259.60	\$23.60
\$37,000	\$242.00	\$266.20	\$24.20
\$38,000	\$248.00	\$272.80	\$24.80
\$39,000	\$254.00	\$279.40	\$25.40
\$40,000	\$260.00	\$286.00	\$26.00
\$41,000	\$266.00	\$292.60	\$26.60
\$42,000	\$272.00	\$299.20	\$27.20
\$43,000	\$278.00	\$305.80	\$27.80
\$44,000	\$284.00	\$312.40	\$28.40
\$45,000	\$290.00	\$319.00	\$29.00



## City of Gastonia FY 2022 - FY 2023 Fee Schedule

Details/Notes	FY 2022 Amended Fee	FY 2023 Adopted Fee	Change
\$46,000	\$296.00	\$325.60	\$29.60
\$47,000	\$302.00	\$332.20	\$30.20
\$48,000	\$308.00	\$338.80	\$30.80
\$49,000	\$314.00	\$345.40	\$31.40
\$50,000	\$320.00	\$352.00	\$32.00
\$51,000	\$325.00	\$357.50	\$32.50
\$52,000	\$330.00	\$363.00	\$33.00
\$53,000	\$335.00	\$368.50	\$33.50
\$54,000	\$340.00	\$374.00	\$34.00
\$55,000	\$345.00	\$379.50	\$34.50
\$56,000	\$350.00	\$385.00	\$35.00
\$57,000	\$355.00	\$390.50	\$35.50
\$58,000	\$360.00	\$396.00	\$36.00
\$59,000	\$365.00	\$401.50	\$36.50
\$60,000	\$370.00	\$407.00	\$37.00
\$61,000	\$375.00	\$412.50	\$37.50
\$62,000	\$380.00	\$418.00	\$38.00
\$63,000	\$385.00	\$423.50	\$38.50
\$64,000	\$390.00	\$429.00	\$39.00
\$65,000	\$395.00	\$434.50	\$39.50
\$66,000	\$400.00	\$440.00	\$40.00
\$67,000	\$405.00	\$445.50	\$40.50
\$68,000	\$410.00	\$451.00	\$41.00
\$69,000	\$415.00	\$456.50	\$41.50
\$70,000	\$420.00	\$462.00	\$42.00
\$71,000	\$425.00	\$467.50	\$42.50
\$72,000	\$430.00	\$473.00	\$43.00
\$73,000	\$435.00	\$478.50	\$43.50
\$74,000	\$440.00	\$484.00	\$44.00
\$75,000	\$445.00	\$489.50	\$44.50
\$76,000	\$450.00	\$495.00	\$45.00
\$77,000	\$455.00	\$500.50	\$45.50
\$78,000	\$460.00	\$506.00	\$46.00
\$79,000	\$465.00	\$511.50	\$46.50
\$80,000	\$470.00	\$517.00	\$47.00
\$81,000	\$475.00	\$522.50	\$47.50
\$82,000	\$480.00	\$528.00	\$48.00
\$83,000	\$485.00	\$533.50	\$48.50
\$84,000	\$490.00	\$539.00	\$49.00
\$85,000	\$495.00	\$544.50	\$49.50
\$86,000	\$500.00	\$550.00	\$50.00
\$87,000	\$505.00	\$555.50	\$50.50
\$88,000	\$510.00	\$561.00	\$51.00
\$89,000	\$515.00	\$566.50	\$51.50
\$90,000	\$520.00	\$572.00	\$52.00
\$91,000	\$525.00	\$577.50	\$52.50
\$92,000	\$530.00	\$583.00	\$53.00
\$93,000	\$535.00	\$588.50	\$53.50
\$94,000	\$540.00	\$594.00	\$54.00
\$95,000	\$545.00	\$599.50	\$54.50

## City of Gastonia FY 2022 - FY 2023 Fee Schedule

Details/Notes	FY 2022 Amended Fee	FY 2023 Adopted Fee	Change
\$96,000	\$550.00	\$605.00	\$55.00
\$97,000	\$555.00	\$610.50	\$55.50
\$98,000	\$560.00	\$616.00	\$56.00
\$99,000	\$565.00	\$621.50	\$56.50
\$100,000	\$570.00	\$627.00	\$57.00
\$200,000	\$1,020.00	\$1,122.00	\$102.00
\$300,000	\$1,445.00	\$1,589.50	\$144.50
\$400,000	\$1,845.00	\$2,029.50	\$184.50
\$500,000	\$2,245.00	\$2,469.50	\$224.50
\$600,000	\$2,595.00	\$2,854.50	\$259.50
\$700,000	\$2,945.00	\$3,239.50	\$294.50
\$800,000	\$3,295.00	\$3,624.50	\$329.50
\$900,000	\$3,645.00	\$4,009.50	\$364.50
\$1,000,000	\$3,995.00	\$4,394.50	\$399.50
\$2,000,000	\$6,495.00	\$7,144.50	\$649.50
\$3,000,000	\$8,995.00	\$9,894.50	\$899.50
\$10,000,000	\$26,495.00	\$29,144.50	\$2,649.50

For buildings valued at more than \$10 million, contact Building Permits Division at 704-866-6729

Note: The Inspections Division determines the cost of the building based on the ICC Building Valuation Data Chart published periodically in the "Building Safety Journal." Contract prices are not accepted for new buildings or additions.

### Additional Charges for Building Permits

Technology charge	Percentage of total permit fee	5.00%	5.00%	0.00%
Commercial plan review	Percentage of total permit fee	15.00%	15.00%	0.00%
Zoning permit fee	Plus technology charge	\$150.00	\$150.00	\$0.00
Re-inspection fee	Per trip	\$50.00	\$50.00	\$0.00

### Other Permits

Mobile home	Singlewide	\$300.00	\$300.00	\$0.00
	Doublewide/triplewide	\$400.00	\$400.00	\$0.00
Construction trailers		\$50.00	\$50.00	\$0.00
Demolition	Single family residence	\$75.00	\$75.00	\$0.00
	Commercial and Industrial	\$100.00	\$100.00	\$0.00
Moving Permits	Non-refundable	\$200.00	\$200.00	\$0.00
Swimming Pools	Above ground	\$50.00	\$50.00	\$0.00
	In ground	\$120.00	\$120.00	\$0.00
Accessory buildings	Up to 144 sq ft	\$50.00	\$50.00	\$0.00
	> 144 sq ft - 600 sq ft	\$75.00	\$75.00	\$0.00
	> 600 sq ft (Residential)	\$150.00	\$150.00	\$0.00
	> 600 sq ft (Commercial)	Bldg Cost	Bldg Cost	N/A
Single trade permits - Residential and commercial (Fee plus technology charge)	Electrical, mechanical and plumbing permits	\$60.00	\$60.00	\$0.00
	Equipment change out permits	\$60.00	\$60.00	\$0.00

### Penalty for working without permit

**Fees double**

## City of Gastonia FY 2022 - FY 2023 Fee Schedule

Details/Notes	FY 2022 Amended Fee	FY 2023 Adopted Fee	Change	
<b>Sign fees (other department fees to apply)</b>				
Freestanding	Building fee	\$80.00	\$80.00	\$0.00
	Plus technology charge	5.00%	5.00%	0.00%
	Electric fee for illuminated signs	\$40.00	\$40.00	\$0.00
Wall sign	Plus technology charge	5.00%	5.00%	0.00%
	Electric fee for illuminated signs	\$40.00	\$40.00	\$0.00
<b>Other Fees and Charges</b>				
Daycare/family care inspection		\$150.00	\$150.00	\$0.00
ABC inspection		\$75.00	\$75.00	\$0.00
Change of use		\$75.00	\$75.00	\$0.00
Temporary power		\$50.00	\$50.00	\$0.00
Returned payment fee	see Financial Services			
<b>Financial Services</b>				
<b>Billing &amp; Customer Service</b>				
Service connection fee		\$10.00	\$10.00	\$0.00
Late fee	Percentage of past due balance with minimum of \$5.00	1.50%	1.50%	0.00%
Administration fee		\$25.00	\$25.00	\$0.00
Same day new service	After 3:00 pm	\$35.00	\$35.00	\$0.00
Reconnection fee	During business hours	\$25.00	\$25.00	\$0.00
	After business hours	\$60.00	\$60.00	\$0.00
Returned check fee	Maximum fee as set forth by NC G.S. 25-3-506	\$35.00	\$35.00	\$0.00
Returned payment fee - other than checks	Actual City costs		Varies	N/A
Meter re-read fee	Customer request	\$10.00	\$10.00	\$0.00
Pole disconnection fee		\$100.00	\$100.00	\$0.00
<b>Utility Deposits for New Service - Residential (inside City limits)</b>				
Electric	Minimal risk	\$140.00	\$140.00	\$0.00
	Substantial risk	\$200.00	\$200.00	\$0.00
Water	Minimal risk	\$30.00	\$30.00	\$0.00
	Substantial risk	\$50.00	\$50.00	\$0.00
Sewer	Minimal risk	\$30.00	\$30.00	\$0.00
	Substantial risk	\$50.00	\$50.00	\$0.00
<b>Utility Deposits for New Service - Residential (outside City limits)</b>				
Water	Minimal risk	\$50.00	\$50.00	\$0.00
	Substantial risk	\$75.00	\$75.00	\$0.00
Sewer	Minimal risk	\$50.00	\$50.00	\$0.00
	Substantial risk	\$75.00	\$75.00	\$0.00

## City of Gastonia FY 2022 - FY 2023 Fee Schedule

Details/Notes	FY 2022 Amended Fee	FY 2023 Adopted Fee	Change	
<b>Utility Deposits for New Service - Non-residential</b>				
Two (2) times average bill amount for location where services are being requested. For new locations, or those without adequate usage history, deposit amount will be determined by the Financial Services Dept.	Varies	Varies	N/A	
<b>Tampering Charges</b>				
	\$55.00	\$0.00	(\$55.00)	
Tampering charges - City Code Section 14-529(10)	\$100.00	\$0.00	(\$100.00)	
	\$250.00	\$0.00	(\$250.00)	
	\$500.00	\$0.00	(\$500.00)	
Note: Tampering charges are being replaced by meter interference charges per North Carolina General Statute (see below).				
<b>Meter Interference</b>				
Meter Interference - NC G.S. 14-151		Varies	N/A	
Damage to City-issued utility equipment/meters	Actual City costs	Varies	N/A	
Note: Above charges do not include costs associated with locking meters, meter removal or reconnection fees.				
<b>Other Fees</b>				
Meter lock/pull fee	\$55.00	\$55.00	\$0.00	
Extra field trip fee	\$35.00	\$35.00	\$0.00	
<b>Fire</b>				
<b>NC State Fire Code Permits</b>				
105.4.1	Plan review fee	\$100.00	\$100.00	\$0.00
105.6.1	Aerosol products	\$50.00	\$50.00	\$0.00
105.6.2	Amusement buildings	\$100.00	\$100.00	\$0.00
105.6.3	Aviation facilities	\$50.00	\$50.00	\$0.00
105.6.4	Carbon dioxide	\$0.00	\$50.00	\$50.00
105.6.5	Carnivals and fairs	\$50.00	\$50.00	\$0.00
105.6.6	Cellulose nitrate film	\$50.00	\$50.00	\$0.00
105.6.7	Combustible dust producing operations	\$50.00	\$50.00	\$0.00
105.6.8	Combustible fibers	\$50.00	\$50.00	\$0.00
105.6.9	Compressed gases	\$50.00	\$50.00	\$0.00
105.6.10.1	Covered mall buildings	\$50.00	\$50.00	\$0.00
105.6.10.2	Covered mall buildings	\$50.00	\$50.00	\$0.00
105.6.10.3	Covered mall buildings	\$50.00	\$50.00	\$0.00
105.6.11	Cryogenic fluids	\$50.00	\$50.00	\$0.00
105.6.12	Cutting and welding	\$50.00	\$50.00	\$0.00
105.6.13	Dry cleaning plants	\$50.00	\$50.00	\$0.00
105.6.14	Exhibits and trade shows	\$50.00	\$50.00	\$0.00
105.6.15	Explosives	\$50.00	\$50.00	\$0.00
105.6.16	Fire hydrants and valves	\$50.00	\$50.00	\$0.00
105.6.17-01	Flammable & combustible liquids	\$50.00	\$50.00	\$0.00

## City of Gastonia FY 2022 - FY 2023 Fee Schedule

		Details/Notes	FY 2022 Amended Fee	FY 2023 Adopted Fee	Change
105.6.17-02	Flammable & combustible liquids	Store, handle , use >5 gallons inside or 10 gallons outside (Class I)	\$50.00	\$50.00	\$0.00
105.6.17-03	Flammable & combustible liquids	Store, handle, use Class II or III > 25 gallons inside or 60 gallons outside	\$50.00	\$50.00	\$0.00
105.6.17-04	Flammable & combustible liquids	Class IIIB	\$50.00	\$50.00	\$0.00
105.6.17-05	Flammable & combustible liquids		\$50.00	\$50.00	\$0.00
105.6.17-06	Flammable & combustible liquids	Operate tank vehicles, equipment and dispensing stations	\$50.00	\$50.00	\$0.00
105.6.17-07	Flammable & combustible liquids	Install, alter, remove abandon and place temporarily out of service	\$50.00	\$50.00	\$0.00
105.6.17-08	Flammable & combustible liquids	Change contents of tank to > hazard	\$50.00	\$50.00	\$0.00
105.6.17-09	Flammable & combustible liquids	Manufacture, process, blend or refine	\$50.00	\$50.00	\$0.00
105.6.17-10	Flammable & combustible liquids	Dispense liquid fuel into tanks of motor vehicles	\$50.00	\$50.00	\$0.00
105.6.17-11	Flammable & combustible liquids	Utilize a site for dispensing fuel from tank vehicle	\$50.00	\$50.00	\$0.00
105.6.18	Floor finishing	Class I or II > 350 sq ft	\$50.00	\$50.00	\$0.00
105.6.19	Fruit and crop ripening		\$50.00	\$50.00	\$0.00
105.6.20	Fumigation		\$50.00	\$50.00	\$0.00
105.6.21	Hazardous materials	Store, transport, dispense, use and handle	\$100.00	\$100.00	\$0.00
105.6.22	Hazardous materials	Facilities	\$50.00	\$50.00	\$0.00
105.6.23	High pile storage	Area > 500 sq ft	\$50.00	\$50.00	\$0.00
105.6.24	Hot work		\$50.00	\$50.00	\$0.00
105.6.25	Industrial ovens		\$50.00	\$50.00	\$0.00
105.6.26	Lumber yards and woodworking plants	> 100,000 board ft	\$50.00	\$50.00	\$0.00
105.6.27	Liquid/gas fueled vehicles in place of assembly		\$50.00	\$50.00	\$0.00
105.6.29	Magnesium	> 10 lbs	\$50.00	\$50.00	\$0.00
105.6.30	Miscellaneous combustible storage	Amounts > 2,500 sq ft	\$50.00	\$50.00	\$0.00
105.6.31	Motor fuel dispensing facilities		\$50.00	\$50.00	\$0.00
105.6.32	Open burning	Except in violation of City ordinance	\$50.00	\$50.00	\$0.00
105.6.33	To remove paint with a torch		\$50.00	\$50.00	\$0.00
105.6.34	Open flames and candles		\$50.00	\$50.00	\$0.00
105.6.35	For organic-coating manufacturing operations		\$50.00	\$50.00	\$0.00
105.6.36	Place of assembly	Except non-profits	\$50.00	\$50.00	\$0.00
105.6.37	For removal of service	Private fire hydrants	\$100.00	\$100.00	\$0.00
105.6.38	Pyrotechnic special effects materials		\$100.00	\$100.00	\$0.00
105.6.39	Cellulose nitrate	Storage or handling of > 25 lbs	\$50.00	\$50.00	\$0.00
105.6.40	Refrigeration equipment		\$50.00	\$50.00	\$0.00
105.6.41	Repair garages		\$50.00	\$50.00	\$0.00
105.6.42	Rooftop heliports		\$50.00	\$50.00	\$0.00
105.6.43	Spraying or dipping		\$50.00	\$50.00	\$0.00
105.6.44	Storage of scrap tires and tire by-products		\$50.00	\$50.00	\$0.00

## City of Gastonia FY 2022 - FY 2023 Fee Schedule

		FY 2022 Amended Fee	FY 2023 Adopted Fee	Change
Details/Notes				
105.6.45	Temporary membrane structures, tents and canopies	\$50.00	\$50.00	\$0.00
105.6.46	Tire re-building plants	\$50.00	\$50.00	\$0.00
105.6.47	Waste handling	\$50.00	\$50.00	\$0.00
105.6.48	Wood products	\$50.00	\$50.00	\$0.00
Chips, lumber, plywood > 200 cu ft				
<hr/>				
<b>NC State Fire Code Construction Permits</b>				
105.7.1	Fire sprinkler or automatic fire extinguishing systems	\$52.50	\$52.50	\$0.00
105.7.2	Battery systems	\$52.50	\$52.50	\$0.00
105.7.3	Compressed gas systems	\$52.50	\$52.50	\$0.00
105.7.4	Cryogenic fluid systems	\$52.50	\$52.50	\$0.00
105.7.5	Emergency responder radio coverage	\$0.00	\$52.50	\$52.50
105.7.6	Fire alarm and detection systems	\$52.50	\$52.50	\$0.00
105.7.7	Fire pumps and related equipment	\$52.50	\$52.50	\$0.00
105.7.8	Flammable and combustible liquid systems	\$52.50	\$52.50	\$0.00
105.7.9	Gates and barricade across access roads	\$0.00	\$52.50	\$52.50
105.7.10	Hazardous materials systems	\$52.50	\$52.50	\$0.00
105.7.11	Industrial ovens	\$52.50	\$52.50	\$0.00
105.7.13	Installation of private hydrants	\$52.50	\$52.50	\$0.00
105.7.14	Smoke control or smoke exhaust systems	\$0.00	\$52.50	\$52.50
105.7.15	Solar photovoltaic power systems	\$0.00	\$52.50	\$52.50
105.7.16	Installing spray room, dip tank or both	\$52.50	\$52.50	\$0.00
105.7.17	Installing standpipe systems	\$52.50	\$52.50	\$0.00
105.7.18	Temporary air supported membrane structure and tents	\$52.50	\$52.50	\$0.00
In excess of 400 sq ft				
<hr/>				
<b>Other Fees and Charges</b>				
GFD-01	Haz-mat standby	\$200.00	\$200.00	\$0.00
GFD-02	Standby assistance	\$150.00	\$150.00	\$0.00
GFD-03	Excessive false alarms	\$100.00	\$100.00	\$0.00
GFD-04	Excessive false alarms	\$200.00	\$200.00	\$0.00
GFD-05	Excessive false alarms	\$250.00	\$250.00	\$0.00
GFD-06	Fire hydrant flow tests	\$100.00	\$100.00	\$0.00
GFD-07	Fire report	\$3.00	\$3.00	\$0.00
GFD-08	Fire report	\$0.50	\$0.50	\$0.00
GFD-09	Fireworks display	\$200.00	\$200.00	\$0.00
GFD-10	Blasting	\$100.00	\$100.00	\$0.00
GFD-11	Blasting	\$200.00	\$200.00	\$0.00
GFD-12	Third (3rd) Re-inspection service charge	\$50.00	\$50.00	\$0.00
GFD-13	Each violation still evident will carry minimum charge in addition to re-inspection above	\$50.00	\$50.00	\$0.00
GFD-14	Construction re-inspection	\$75.00	\$75.00	\$0.00

## City of Gastonia FY 2022 - FY 2023 Fee Schedule

	FY 2022 Amended Fee	FY 2023 Adopted Fee	Change
--	---------------------------	---------------------------	--------

### Housing & Community Engagement

#### Farmer's Market

	Non-profit organization	\$75.00	\$100.00	\$25.00
Building rental (daily)	Other private use	\$175.00	\$200.00	\$25.00
	Other public use	\$200.00	\$225.00	\$25.00
Pole shed rental (daily)	Non-profit organization	\$50.00	\$50.00	\$0.00
	Other private use	\$75.00	\$75.00	\$0.00
	Other public use	\$100.00	\$100.00	\$0.00
Security deposit		\$200.00	\$200.00	\$0.00

Note: Security deposit is required to cover any damage and failure to clean the facilities. Additional liability is the responsibility of the person signing the application for use. If there are damages and/or janitorial services, which require funds over the amount of the security deposit, it is the responsibility of the leasing individual. The deposit will be refunded provided the facilities are cleaned properly and there are no damages. It will take ten (10) days after the event for the deposit to be refunded.

#### Keep Gastonia Beautiful - Transit advertising

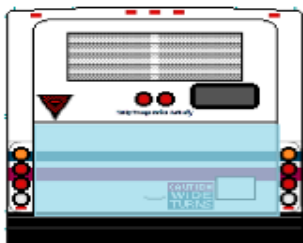
Full bus wrap	Monthly, minimum contract of six (6) months required	\$1,500.00	\$1,725.00	\$225.00
Exterior bus signage	King (see diagram below)	\$200.00	\$250.00	\$50.00
	Six (6) months, per month	\$185.00	\$225.00	\$40.00
	Twelve months, per month	\$170.00	\$200.00	\$30.00



Queen (see diagram below)	One (1) to three (3) months, per month	\$200.00	\$215.00	\$15.00
	Six (6) months, per month	\$185.00	\$200.00	\$15.00
	Twelve months, per month	\$170.00	\$180.00	\$10.00



Tail (see diagram to the right)	One (1) to three (3) months, per month	\$200.00	\$200.00	\$0.00
	Six (6) months, per month	\$185.00	\$185.00	\$0.00
	Twelve months, per month	\$170.00	\$160.00	(\$10.00)



## City of Gastonia FY 2022 - FY 2023 Fee Schedule

	FY 2022 Amended Fee	FY 2023 Adopted Fee	Change
--	---------------------------	---------------------------	--------

Note: All production costs are the responsibility of the advertiser. The cost of installation and returning the bus to original condition are the responsibility of the driver as well. All advertising creative and design must be approved by Gastonia Transit prior to production and can be declined, if believed to be non-compliant with transit advertising policies and standards.

For more information or questions, contact Keep Gastonia Beautiful at 704-866-6906.

### Parks & Recreation

#### Athletic Team Registrations

##### Boys Baseball - Spring League\*

5-6 Tee ball	City team	\$35.00	\$35.00	\$0.00
	Non-City team	\$85.00	\$85.00	\$0.00
7-8 Coach pitch	City team	\$35.00	\$35.00	\$0.00
	Non-City team	\$275.00	\$275.00	\$0.00
9-10 & 11-12 Boys baseball	City team	\$35.00	\$35.00	\$0.00
	Non-City team	\$450.00	\$450.00	\$0.00
13-15 Boys baseball	City team	\$35.00	\$35.00	\$0.00
	Non-City team	\$500.00	\$500.00	\$0.00

##### Boys Baseball - Fall League\*

7-8 Coach pitch	City team	\$225.00	\$225.00	\$0.00
	Non-City team	\$275.00	\$275.00	\$0.00
9-10 & 11-12 Boys baseball	City team	\$400.00	\$400.00	\$0.00
	Non-City team	\$450.00	\$450.00	\$0.00
13-15 Boys baseball	City team	\$450.00	\$450.00	\$0.00
	Non-City team	\$500.00	\$500.00	\$0.00

##### Girls Fast Pitch Softball - Spring League\*

8U Coach pitch	City team	\$35.00	\$35.00	\$0.00
	Non-City team	\$275.00	\$275.00	\$0.00
10U, 12U and 14U Girls	City team	\$35.00	\$35.00	\$0.00
	Non-City team	\$450.00	\$450.00	\$0.00

##### Girls Fast Pitch Softball - Fall League\*

8U Coach pitch	City team	\$225.00	\$225.00	\$0.00
	Non-City team	\$275.00	\$275.00	\$0.00
10U, 12U and 14U Girls	City team	\$400.00	\$400.00	\$0.00
	Non-City team	\$450.00	\$450.00	\$0.00

##### Girls Volleyball - Spring League\*

7-9, 10-12 and 13-15 Girls Volleyball	City team	\$35.00	\$35.00	\$0.00
	Non-City team	\$200.00	\$200.00	\$0.00

##### Girls Volleyball - Fall League\*

7-9, 10-12 and 13-15 Girls Volleyball	City team	\$150.00	\$150.00	\$0.00
	Non-City team	\$200.00	\$200.00	\$0.00



## City of Gastonia FY 2022 - FY 2023 Fee Schedule

Details/Notes	FY 2022 Amended Fee	FY 2023 Adopted Fee	Change	
<b>Youth Basketball - Winter League*</b>				
3-4 Coed	City team	\$35.00	\$35.00	\$0.00
	Non-City team	\$85.00	\$85.00	\$0.00
5-6 Coed	City team	\$35.00	\$35.00	\$0.00
	Non-City team	\$175.00	\$175.00	\$0.00
7-8 Coed	City team	\$35.00	\$35.00	\$0.00
	Non-City team	\$450.00	\$450.00	\$0.00
Boys: 9-10, 11-12, 13-15 and Senior High	City team	\$35.00	\$35.00	\$0.00
	Non-City team	\$450.00	\$450.00	\$0.00
Girls: 8-10, 10-12 and 13-15	City team	\$35.00	\$35.00	\$0.00
	Non-City team	\$450.00	\$450.00	\$0.00
<b>Youth Basketball - Summer League*</b>				
7-8 Coed	City team	\$400.00	\$400.00	\$0.00
	Non-City team	\$450.00	\$450.00	\$0.00
Boys: 9-10, 11-12 and 13-15	City team	\$400.00	\$400.00	\$0.00
	Non-City team	\$450.00	\$450.00	\$0.00
Girls: 8-10	City team	\$400.00	\$400.00	\$0.00
	Non-City team	\$450.00	\$450.00	\$0.00
<b>Youth Coed Soccer - Fall League*</b>				
Coed: 3-4 & 5-6	City team	\$35.00	\$35.00	\$0.00
	Non-City team	\$150.00	\$150.00	\$0.00
Coed: 7-8	City team	\$35.00	\$35.00	\$0.00
	Non-City team	\$275.00	\$275.00	\$0.00
Coed: 9-10, 11-12 and 13-15	City team	\$35.00	\$35.00	\$0.00
	Non-City team	\$350.00	\$350.00	\$0.00
<b>Youth Coed Soccer - Spring League*</b>				
Coed: 3-4 & 5-6	City team	\$100.00	\$100.00	\$0.00
	Non-City team	\$150.00	\$150.00	\$0.00
Coed: 7-8	City team	\$225.00	\$225.00	\$0.00
	Non-City team	\$275.00	\$275.00	\$0.00
Coed: 9-10, 11-12 and 13-15	City team	\$300.00	\$300.00	\$0.00
	Non-City team	\$350.00	\$350.00	\$0.00
<i>* Team registrations also include additional \$5 per child</i>				
<b>Athletic Individual Registrations</b>				
<b>Boys Baseball - Spring League</b>				
5-6 Tee ball	City resident	\$50.00	\$50.00	\$0.00
	Non-City resident	\$60.00	\$60.00	\$0.00
7-8 Coach pitch	City resident	\$50.00	\$50.00	\$0.00
	Non-City resident	\$60.00	\$60.00	\$0.00
9-10 & 11-12 Boys baseball	City resident	\$60.00	\$60.00	\$0.00
	Non-City resident	\$70.00	\$70.00	\$0.00
13-15 Boys baseball	City resident	\$60.00	\$60.00	\$0.00
	Non-City resident	\$70.00	\$70.00	\$0.00

## City of Gastonia FY 2022 - FY 2023 Fee Schedule

Details/Notes	FY 2022 Amended Fee	FY 2023 Adopted Fee	Change	
<b>Boys Baseball - Fall League</b>				
7-8 Coach pitch	\$55.00	\$55.00	\$0.00	
9-10 & 11-12 Boys baseball	\$65.00	\$65.00	\$0.00	
13-15 Boys baseball	\$65.00	\$65.00	\$0.00	
<b>Girls Fast Pitch Softball - Spring League</b>				
8U Coach pitch	City resident	\$40.00	\$40.00	\$0.00
	Non-City resident	\$50.00	\$50.00	\$0.00
10U, 12U and 14U Girls	City resident	\$50.00	\$50.00	\$0.00
	Non-City resident	\$60.00	\$60.00	\$0.00
<b>Girls Fast Pitch Softball - Fall League</b>				
8U Coach pitch	\$50.00	\$50.00	\$0.00	
10U, 12U and 14U Girls	\$60.00	\$60.00	\$0.00	
<b>Girls Volleyball - Spring League</b>				
7-9, 10-12 and 13-15 Girls Volleyball	City resident	\$40.00	\$40.00	\$0.00
	Non-City resident	\$50.00	\$50.00	\$0.00
<b>Girls Volleyball - Fall League*</b>				
7-9, 10-12 and 13-15 Girls Volleyball	\$55.00	\$55.00	\$0.00	
<b>Youth Basketball - Winter League</b>				
Coed: 3-4, 5-6 and 7-8	City resident	\$40.00	\$40.00	\$0.00
	Non-City resident	\$50.00	\$50.00	\$0.00
Boys: 9-10, 11-12, 13-15 and Senior High	City resident	\$40.00	\$40.00	\$0.00
	Non-City resident	\$50.00	\$50.00	\$0.00
Girls: 8-10, 10-12 and 13-15	City resident	\$40.00	\$40.00	\$0.00
	Non-City resident	\$50.00	\$50.00	\$0.00
<b>Youth Basketball - Summer League</b>				
7-8 Coed	\$65.00	\$65.00	\$0.00	
Boys: 9-10, 11-12 and 13-15	\$65.00	\$65.00	\$0.00	
Girls: 8-10	\$65.00	\$65.00	\$0.00	
<b>Youth Coed Soccer - Fall League</b>				
Coed: 3-4 & 5-6	City resident	\$35.00	\$35.00	\$0.00
	Non-City resident	\$45.00	\$45.00	\$0.00
Coed: 7-8	City resident	\$40.00	\$40.00	\$0.00
	Non-City resident	\$50.00	\$50.00	\$0.00
Coed: 9-10, 11-12 and 13-15	City resident	\$40.00	\$40.00	\$0.00
	Non-City resident	\$50.00	\$50.00	\$0.00
<b>Youth Coed Soccer - Spring League</b>				
Coed: 3-4 & 5-6	City resident	\$55.00	\$55.00	\$0.00
	Non-City resident	\$65.00	\$65.00	\$0.00
Coed: 7-8	City resident	\$65.00	\$65.00	\$0.00
	Non-City resident	\$75.00	\$75.00	\$0.00
Coed: 9-10, 11-12 and 13-15	City resident	\$65.00	\$65.00	\$0.00
	Non-City resident	\$75.00	\$75.00	\$0.00

## City of Gastonia FY 2022 - FY 2023 Fee Schedule

Details/Notes	FY 2022 Amended Fee	FY 2023 Adopted Fee	Change	
<b>Youth Coed Flag Football - Spring League</b>				
Coed: 6-13	All (City and Non-City residents)	\$30.00	\$30.00	\$0.00
<b>Youth Coed Flag Football - Fall League</b>				
Coed: 6-13	All (City and Non-City residents)	\$55.00	\$55.00	\$0.00
<b>Adult Sports (per team)</b>				
Softball - One (1) Umpire	City team	\$325.00	\$325.00	\$0.00
	Non-City team	\$375.00	\$375.00	\$0.00
Softball - Two (2) Umpires	City team	\$650.00	\$650.00	\$0.00
	Non-City team	\$700.00	\$700.00	\$0.00
Basketball - Two (2) Officials/Two (2) Scorekeepers	City team	\$550.00	\$550.00	\$0.00
	Non-City team	\$600.00	\$600.00	\$0.00
Volleyball - One (1) Official	City team	\$225.00	\$225.00	\$0.00
	Non-City team	\$275.00	\$275.00	\$0.00
Kickball - One (1) Umpire	City team	\$325.00	\$325.00	\$0.00
	Non-City team	\$375.00	\$375.00	\$0.00
Dodgeball - One (1) Official	City team	\$225.00	\$225.00	\$0.00
	Non-City team	\$275.00	\$275.00	\$0.00
Flag football	City team	\$300.00	\$300.00	\$0.00
	Non-City team	\$350.00	\$350.00	\$0.00
<b>Community Centers - Adult Recreation Center, Bradley Center, Erwin Center, Phillips Center and Facility Use - Club activity, meeting rooms</b>				
Non-Profit, 0-4 hours	City resident	\$25.00	\$25.00	\$0.00
	Non-City resident	\$40.00	\$40.00	\$0.00
For Profit, 0-4 hours	City resident	\$55.00	\$55.00	\$0.00
	Non-City resident	\$75.00	\$75.00	\$0.00
<b>Gymnasium Use</b>				
Non-Profit, 0-4 hours	City resident	\$120.00	\$120.00	\$0.00
	Non-City resident	\$160.00	\$160.00	\$0.00
For Profit, 0-4 hours	City resident	\$220.00	\$220.00	\$0.00
	Non-City resident	\$310.00	\$310.00	\$0.00
<b>Kitchen Use</b>				
Non-Profit, 0-4 hours	All (City and Non-City residents)	\$20.00	\$20.00	\$0.00
For Profit, 0-4 hours	All (City and Non-City residents)	\$40.00	\$40.00	\$0.00
<b>Other Fees &amp; Charges</b>				
Hourly personnel fee during non-operating hours	All (City and Non-City residents)	\$30.00	\$30.00	\$0.00
Janitorial service	All (City and Non-City residents)	\$50.00	\$50.00	\$0.00
Large picnic shelter	City resident	\$20.00	\$20.00	\$0.00
	Non-City resident	\$30.00	\$30.00	\$0.00

## City of Gastonia FY 2022 - FY 2023 Fee Schedule

Details/Notes	FY 2022 Amended Fee	FY 2023 Adopted Fee	Change	
<b>Swimming Pools</b>				
<b>Erwin Center</b>				
Swimming	Daily rate	\$2.00	\$2.00	\$0.00
Swimming lessons	Partnership with YMCA	Free	Free	N/A
<b>Group rentals (two hours)</b>				
25 & under	City resident	\$125.00	\$125.00	\$0.00
	Non-City resident	\$175.00	\$175.00	\$0.00
25-50	City resident	\$200.00	\$200.00	\$0.00
	Non-City resident	\$250.00	\$250.00	\$0.00
51-150	City resident	\$300.00	\$300.00	\$0.00
	Non-City resident	\$350.00	\$350.00	\$0.00
151-250	City resident	\$400.00	\$400.00	\$0.00
	Non-City resident	\$450.00	\$450.00	\$0.00
<b>Lineberger Park</b>				
Swimming	Per session	\$4.00	\$4.00	\$0.00
Swimming lessons	Two (2) week session, total of eight (8) lessons	\$25.00	\$25.00	\$0.00
<b>Group rentals (two hours)</b>				
25 & under	City resident	\$250.00	\$250.00	\$0.00
	Non-City resident	\$300.00	\$300.00	\$0.00
26-75	City resident	\$325.00	\$325.00	\$0.00
	Non-City resident	\$375.00	\$375.00	\$0.00
76-125	City resident	\$400.00	\$400.00	\$0.00
	Non-City resident	\$450.00	\$450.00	\$0.00
126-175	City resident	\$475.00	\$475.00	\$0.00
	Non-City resident	\$525.00	\$525.00	\$0.00
176-225	City resident	\$550.00	\$550.00	\$0.00
	Non-City resident	\$600.00	\$600.00	\$0.00
226-300	City resident	\$625.00	\$625.00	\$0.00
	Non-City resident	\$675.00	\$675.00	\$0.00
<b>Athletic Fields - Bradley Center, Erwin Center, Ferguson Park, Phillips Center, Sims Park Junior</b>				
Daytime use of athletic fields (per hour, per field)	City resident/team	\$15.00	\$15.00	\$0.00
	Non-City resident/team	\$20.00	\$20.00	\$0.00
Nighttime use of athletic fields (per hour, per field)	City resident/team	\$30.00	\$30.00	\$0.00
	Non-City resident/team	\$35.00	\$35.00	\$0.00
Softball complex (includes all four fields) (per day)	City resident/team	\$300.00	\$300.00	\$0.00
	Non-City resident/team	\$400.00	\$400.00	\$0.00
Lights	Per hour, per field	\$20.00	\$20.00	\$0.00
Initial field preparation	Per field	\$50.00	\$50.00	\$0.00
Between game field preparation	Per field	\$25.00	\$25.00	\$0.00

*City to receive 25% of gross revenues if user charges admission*

## City of Gastonia FY 2022 - FY 2023 Fee Schedule

Details/Notes	FY 2022 Amended Fee	FY 2023 Adopted Fee	Change	
<b>Lineberger Park</b>				
Shelter rentals				
#1 All day rental, nine (9) tables with grill	City resident	\$30.00	\$30.00	\$0.00
	Non-City resident	\$40.00	\$40.00	\$0.00
#2 All day rental, three (3) tables with grill	City resident	\$15.00	\$15.00	\$0.00
	Non-City resident	\$25.00	\$25.00	\$0.00
#3 All day rental, two (2) tables with grill	City resident	\$15.00	\$15.00	\$0.00
	Non-City resident	\$25.00	\$25.00	\$0.00
#4 All day rental, four (4) tables no grill	City resident	\$15.00	\$15.00	\$0.00
	Non-City resident	\$25.00	\$25.00	\$0.00
#5 All day rental, four (4) tables no grill	City resident	\$15.00	\$15.00	\$0.00
	Non-City resident	\$25.00	\$25.00	\$0.00
#6 10:00 am - 2:00 pm or 3:00 pm - 7:00 pm, nine (9) tables with grill	City resident	\$35.00	\$35.00	\$0.00
	Non-City resident	\$45.00	\$45.00	\$0.00
Gazebo rental	City resident	\$25.00	\$25.00	\$0.00
	Non-City resident	\$35.00	\$35.00	\$0.00
Train	Per person, per ride	\$1.00	\$1.00	\$0.00
Train group/private rentals (per hour)	City resident	\$75.00	\$75.00	\$0.00
	Non-City resident	\$100.00	\$100.00	\$0.00
<b>Martha Rivers Park</b>				
Shelter rentals				
#1 10:00 am - 2:00 pm or 3:00 pm - 7:00 pm, nine (9) tables with grill	City resident	\$35.00	\$35.00	\$0.00
	Non-City resident	\$45.00	\$45.00	\$0.00
#2 10:00 am - 2:00 pm or 3:00 pm - 7:00 pm, nine (9) tables with grill	City resident	\$35.00	\$35.00	\$0.00
	Non-City resident	\$45.00	\$45.00	\$0.00
Youth Complex - Baseball/Soccer fields				
Per field, per game (two hours)	City resident/team	\$40.00	\$40.00	\$0.00
	Non-City resident/team	\$50.00	\$50.00	\$0.00
Per day (four fields)	City resident/team	\$600.00	\$600.00	\$0.00
	Non-City resident/team	\$800.00	\$800.00	\$0.00
Initial field preparation	Per field	\$50.00	\$50.00	\$0.00
Between game field preparation	Per field	\$25.00	\$25.00	\$0.00
<b>Rankin Lake Park</b>				
Building rentals				
Non-Profit/Group	City resident	\$200.00	\$200.00	\$0.00
	Non-City resident	\$300.00	\$300.00	\$0.00
Commercial/For Profit	City resident	\$300.00	\$300.00	\$0.00
	Non-City resident	\$350.00	\$350.00	\$0.00
Security deposit	Refundable	\$100.00	\$100.00	\$0.00
Normal building rental period ends with the park closing at dusk. Additional hours may be		\$30.00	\$30.00	\$0.00

## City of Gastonia FY 2022 - FY 2023 Fee Schedule

Details/Notes	FY 2022 Amended Fee	FY 2023 Adopted Fee	Change	
<b>Picnic shelters</b>				
Small - three (3) tables with grill	City resident	\$15.00	\$15.00	\$0.00
	Non-City resident	\$25.00	\$25.00	\$0.00
Large - nine (9) tables with grill	City resident	\$25.00	\$25.00	\$0.00
	Non-City resident	\$35.00	\$35.00	\$0.00
Corporate shelters (4 hour session)	City resident	\$75.00	\$75.00	\$0.00
	Non-City resident	\$100.00	\$100.00	\$0.00
Corporate shelters (both sessions)	City resident	\$125.00	\$125.00	\$0.00
	Non-City resident	\$175.00	\$175.00	\$0.00
<b>Lake front rentals</b>				
Daily fishing permit: 15 & under	City resident	\$1.00	\$1.00	\$0.00
	Non-City resident	\$2.00	\$2.00	\$0.00
Daily fishing permit: 16 & older	City resident	\$2.00	\$2.00	\$0.00
	Non-City resident	\$3.00	\$3.00	\$0.00
Daily fishing permit: 70 & older	All (City and Non-City residents)	\$1.00	\$1.00	\$0.00
Jon boat/canoe	Without motor, per hour	\$5.00	\$5.00	\$0.00
	Without motor, per day*	\$20.00	\$25.00	\$5.00
	With motor, per hour	\$8.00	\$11.00	\$3.00
*One daily fishing permit included with daily boat rental	With motor, per day*	\$35.00	\$40.00	\$5.00
Kayak	Per hour	\$5.00	\$5.00	\$0.00
Pedalboats (two-person)	Per half hour	\$5.00	\$7.00	\$2.00
	Per hour	\$8.00	\$10.00	\$2.00
Pedalboats (four-person)	Per half hour	N/A	\$8.00	\$8.00
	Per hour	N/A	\$12.00	\$12.00
Launch fees for personnel vessel		\$5.00	\$5.00	\$0.00
<b>Sims Park</b>				
<b>Baseball</b>				
Non-profit (local civic, charitable)	City resident/team	\$20.00	\$20.00	\$0.00
	Day, per hour	Non-City resident/team	\$30.00	\$30.00
Non-profit (local civic, charitable)	City resident/team	\$40.00	\$40.00	\$0.00
	Night, per hour	Non-City resident/team	\$50.00	\$50.00
Profit - tournaments	City resident/team	\$250.00	\$250.00	\$0.00
	Day	Non-City resident/team	\$350.00	\$350.00
Profit - tournaments	City resident/team	\$350.00	\$350.00	\$0.00
Nights/weekends/holidays	Non-City resident/team	\$500.00	\$500.00	\$0.00
Initial field preparation	Per field	\$100.00	\$100.00	\$0.00
Between game field preparation	Per field	\$50.00	\$50.00	\$0.00
<b>Musical events/special events/commercial</b>				
Non-profit (local or City school, civic, charitable)	City resident	\$20.00	\$20.00	\$0.00
	Day, per hour	Non-City resident	\$30.00	\$30.00
Non-profit (local or City school, civic, charitable)	City resident	\$40.00	\$40.00	\$0.00
	Nights/weekends/holidays, per hour	Non-City resident	\$50.00	\$50.00
Commercial/For Profit	Per day	\$1,000.00	\$1,000.00	\$0.00

## City of Gastonia FY 2022 - FY 2023 Fee Schedule

Details/Notes	FY 2022 Amended Fee	FY 2023 Adopted Fee	Change	
<b>Tennis court reservations</b>				
Per court, per hour	City resident	\$2.00	\$2.00	\$0.00
	Non-City resident	\$3.00	\$3.00	\$0.00
Tournaments (per court, per hour)	City resident	\$3.00	\$3.00	\$0.00
	Non-City resident	\$4.00	\$4.00	\$0.00
Co-sponsored events	Free	Free	N/A	
<b>Special events</b>				
Rotary Pavilion Rental fee per day	Government/non-profit/City resident	\$100.00	\$200.00	\$100.00
	Non government/for profit/non-City resident	\$200.00	\$400.00	\$200.00
Food truck fee		\$30.00	\$35.00	\$5.00
Vendor fee		\$20.00	\$25.00	\$5.00
Vendor power fee		\$10.00	\$15.00	\$5.00
Trash deposit	Refundable	\$100.00	\$100.00	\$0.00
Event permit		\$30.00	\$30.00	\$0.00
Noise permit		\$5.00	\$5.00	\$0.00
Temporary street closing		\$30.00	\$30.00	\$0.00
Film permit application	Permit fee	\$0.00	\$75.00	\$75.00
	Daily rate for filming on City property	\$0.00	\$50.00	\$50.00
<b>Equipment rentals</b>				
Aluminum bleachers (3 rows, 15 feet long)	Per bleacher, per day	\$50.00	\$50.00	\$0.00
	Delivery and pick up fee	\$150.00	\$150.00	\$0.00
Dance floor	20x20	\$50.00	\$50.00	\$0.00
	30x30	\$75.00	\$75.00	\$0.00
	40x40	\$100.00	\$100.00	\$0.00
	Delivery, set up and pick up fee	\$150.00	\$150.00	\$0.00
<b>Skeet &amp; Trap</b>				
Per round (includes 25 targets)	City resident (65+, 15 and under and veterans)	\$4.50	\$5.00	\$0.50
	Non-City resident	\$5.00	\$6.00	\$1.00
	Scholastic/Junior teams	\$2.50	\$4.00	\$1.50
	City employee or retiree	\$2.00	\$3.00	\$1.00
Group rental/corporate events	City resident	\$75.00	\$75.00	\$0.00
field rental, per hour (includes targets and safety instructions)	Non-City resident	\$100.00	\$100.00	\$0.00
Multiple field use and groups over ten (10) will require an additional staff member at an hourly rate.		\$30.00	\$30.00	\$0.00

## City of Gastonia FY 2022 - FY 2023 Fee Schedule

Details/Notes	FY 2022 Amended Fee	FY 2023 Adopted Fee	Change
<b>Instructional programs</b>			
Fees for instructional programs shall be set at a rate that will defray direct costs including, the instructor, materials, supplies and certain indirect costs.			
All outside City residents will be charged \$5.00 more per class than City residents with the City retaining the entire \$5.00.			
The Parks & Recreation Director or his/her designee has the authority to negotiate terms and associated fees with groups requesting the use of parks and other recreation facilities for major group functions, tournaments or public, special events, both profit and non-profit in nature.			
<b>Planning</b>			
<b>Application for rezoning</b>			
General rezoning (map amendment) request	\$500.00	\$800.00	\$300.00
Additional cost per acre	\$25.00	\$35.00	\$10.00
Conditional district rezoning (map amendment, conditional)	\$800.00	\$2,000.00	\$1,200.00
Additional cost per acre	\$25.00	\$50.00	\$25.00
<b>Other hearings</b>			
Amendment to conditional district	\$400.00	\$800.00	\$400.00
Public hearing required	\$250.00	\$500.00	\$250.00
Administrative approval	\$565.00	\$800.00	\$235.00
Special (conditional) use permit	\$40.00	\$40.00	\$0.00
Residential and non-residential	\$500.00	\$500.00	\$0.00
Additional cost per acre	\$500.00	\$500.00	\$0.00
Vested rights	\$565.00	\$750.00	\$185.00
Text amendments	\$150.00	\$350.00	\$200.00
Board of Adjustment	\$150.00	\$350.00	\$200.00
Hearing variance & special exceptions	\$150.00	\$350.00	\$200.00
Appeals			
<b>Zoning Letters</b>			
Zoning verification letter	\$45.00	\$150.00	\$105.00
cost plus technology charge	5.00%	5.00%	0.00%
Technology charge			
<b>Zoning Reviews and Inspections</b>			
Zoning review fee	\$150.00	\$150.00	\$0.00
Standard	\$0.00	\$50.00	\$50.00
Demolition permits	\$100.00	\$100.00	\$0.00
Temporary uses			
Zoning re-inspection fee	\$50.00	\$50.00	\$0.00
Zoning site plan review	\$0.00	\$500.00	\$500.00
Minor (less than one (1) acre, developed)	\$0.00	\$800.00	\$800.00
Major (more than one (1), but less than one (2) acres)	\$0.00	\$50.00	\$50.00
Major (per acre, over five (5) acres)			
Planning subdivision review	\$0.00	\$300.00	\$300.00
Per subdivision	\$0.00	\$30.00	\$30.00
Per lot	\$0.00	\$50.00	\$50.00
Minor subdivision, easement, or other	\$0.00	\$50.00	\$50.00
Final plat review (planning)	\$0.00	\$50.00	\$50.00
Major subdivision	\$0.00	\$5.00	\$5.00
Major subdivision, per lot			
<b>Sign Permits</b>			
Zoning sign permit fee	\$150.00	\$150.00	\$0.00
cost plus technology charge	5.00%	5.00%	0.00%
Technology charge			



## City of Gastonia FY 2022 - FY 2023 Fee Schedule

		FY 2022 Amended Fee	FY 2023 Adopted Fee	Change
Details/Notes				
Electronic changeable message (ECMS) board	Typically LED			
ECMS sign fee	Freestanding and attached/wall	\$400.00	\$400.00	\$0.00
ECMS storefront sign fee	Per UDO section 12.15	\$150.00	\$150.00	\$0.00
<b>Publications</b>				
Comprehensive plan		\$30.00	\$30.00	\$0.00
	8 1/2" x 11" color map	\$1.00	\$1.00	\$0.00
	8 1/2" x 14" color map	\$1.00	\$1.00	\$0.00
GIS service	11" x 17" color map	\$2.00	\$2.00	\$0.00
	18" x 24" color map	\$6.00	\$6.00	\$0.00
	24" x 36" color map	\$13.00	\$13.00	\$0.00
	36" x 48" color map	\$19.00	\$19.00	\$0.00
	GIS aerials & custom maps	Per quarter hour to create	\$8.00	\$8.00
	Per sq ft for plotting	\$1.00	\$1.00	\$0.00
Unified Development Ordinance		\$25.00	\$25.00	\$0.00
	Updates	\$15.00	\$15.00	\$0.00
Zoning map	Black and white	\$15.00	\$15.00	\$0.00
	Color	\$25.00	\$25.00	\$0.00
<b>Police</b>				
Firing range, public access per day	City resident	\$5.00	\$5.00	\$0.00
	Non-City resident	\$10.00	\$10.00	\$0.00
Parking violations	City code 6-291(b)	\$5.00	\$5.00	\$0.00
	City code 6-291(b)	\$26.00	\$26.00	\$0.00
Report copies	Non-City resident	\$1.00	\$1.00	\$0.00
Fingerprints		\$10.00	\$10.00	\$0.00
Noise permits	48 hours in advance	\$5.00	\$5.00	\$0.00
	Less than 48 hours in advance	\$25.00	\$25.00	\$0.00
Rental property manual		\$10.00	\$10.00	\$0.00
Precious metal/pawn application		\$180.00	\$180.00	\$0.00
Adult business fee		\$500.00	\$500.00	\$0.00
<b>Public Utilities - Electric</b>				
Schedule RS - Residential Service				
Facility charge	All months	\$21.00	\$21.00	\$0.00
Energy charge, per kWh	Summer months (June - Sept)	\$0.10331	\$0.10331	\$0.00000
	Winter months (Oct - May)	\$0.09331	\$0.09331	\$0.00000

## City of Gastonia FY 2022 - FY 2023 Fee Schedule

Details/Notes	FY 2022 Amended Fee	FY 2023 Adopted Fee	Change
Schedule CS - small commercial service <sup>a</sup>			
Minimum billing demand = 30 kW, but load qualifications: <input checked="" type="checkbox"/> 100kW			
Facility charge	All months	\$30.00	\$0.00 (\$30.00)
First 30 kWh of billing demand	No charge	\$0.00	\$0.00 \$0.00
Per kWh > 30 of billing demand	Summer months (June - Sept)	\$13.00	\$0.00 (\$13.00)
	Winter months (Oct - May)	\$12.00	\$0.00 (\$12.00)
Energy charge, per kWh for the first 3,000 kWh	Summer months (June - Sept)	\$0.13701	\$0.00 (\$0.13701)
	Winter months (Oct - May)	\$0.13201	\$0.00 (\$0.13201)
Energy charge, per kWh > 3,000	Summer months (June - Sept)	\$0.09000	\$0.00 (\$0.09000)
	Winter months (Oct - May)	\$0.08500	\$0.00 (\$0.08500)

### Schedule IS - small industrial service <sup>a</sup>

No minimum billing demand and load qualifications: < 100kW

Facility charge	All months	\$60.00	\$0.00 (\$60.00)
First 10 kWh of billing demand	No charge	\$0.00	\$0.00 \$0.00
Per kWh > 10 of billing demand	Summer months (June - Sept)	\$14.00	\$0.00 (\$14.00)
	Winter months (Oct - May)	\$13.00	\$0.00 (\$13.00)
Energy charge, per kWh for the first 1,000 kWh	Summer months (June - Sept)	\$0.15982	\$0.00 (\$0.15982)
	Winter months (Oct - May)	\$0.15482	\$0.00 (\$0.15482)
Energy charge, per kWh > 1,000	Summer months (June - Sept)	\$0.09000	\$0.00 (\$0.09000)
	Winter months (Oct - May)	\$0.08500	\$0.00 (\$0.08500)

<sup>a</sup> Small commercial and industrial services above have been combined into small general service demand below

### Schedule SGS - small general service demand <sup>a</sup>

Load qualifications:  100kW

Facility charge	All months	\$0.00	\$33.00 \$33.00
Billing demand > 30kW	All months	\$0.00	\$13.50 \$13.50
Energy charge, per kWh for the first 3,000 kWh	All months	\$0.00	\$0.13333 \$0.13333
Energy charge, per kWh > 3,000	All months	\$0.00	\$0.08500 \$0.08500

### Schedule CM - medium commercial service <sup>b</sup>

Minimum billing demand = 30 kW and load qualifications: ≥ 100 kW & < 250kW

Facility charge	All months	\$50.00	\$0.00 (\$50.00)
Per kWh of billing demand	Summer months (June - Sept)	\$14.00	\$0.00 (\$14.00)
	Winter months (Oct - May)	\$12.00	\$0.00 (\$12.00)
Energy charge, per kWh	Summer months (June - Sept)	\$0.06612	\$0.00 (\$0.06612)
	Winter months (Oct - May)	\$0.06112	\$0.00 (\$0.06112)

### Schedule IM - medium industrial service <sup>b</sup>

No minimum billing demand and load qualifications: ≥ 100kW & < 500 kW

Facility charge	All months	\$120.00	\$0.00 (\$120.00)
Per kWh of billing demand	Summer months (June - Sept)	\$13.00	\$0.00 (\$13.00)
	Winter months (Oct - May)	\$12.00	\$0.00 (\$12.00)
Energy charge, per kWh	Summer months (June - Sept)	\$0.06107	\$0.00 (\$0.06107)
	Winter months (Oct - May)	\$0.05607	\$0.00 (\$0.05607)

<sup>b</sup> Medium commercial and industrial services above have been combined into medium general service demand on the next page

## City of Gastonia FY 2022 - FY 2023 Fee Schedule

Details/Notes	FY 2022 Amended Fee	FY 2023 Adopted Fee	Change	
Schedule MGS - medium general service demand <sup>b</sup>				
Load qualifications: ≥ 100kW & ≤ 250 kW				
Facility charge	All months	\$0.00	\$100.00	\$100.00
All demand	All months	\$0.00	\$13.00	\$13.00
All energy	All months	\$0.00	\$0.06006	\$0.06006
Schedule CL - large commercial service <sup>c</sup>				
Minimum billing demand = 30 kW and load qualifications: ≥ 250 kW & < 500kW				
Facility charge	Summer months (June - Sept)	\$105.00	\$0.00	(\$105.00)
	Winter months (Oct - May)	\$105.00	\$0.00	(\$105.00)
Per kWh of billing demand	Summer months (June - Sept)	\$14.00	\$0.00	(\$14.00)
	Winter months (Oct - May)	\$11.00	\$0.00	(\$11.00)
Energy charge, per kWh	Summer months (June - Sept)	\$0.06616	\$0.00	(\$0.06616)
	Winter months (Oct - May)	\$0.06116	\$0.00	(\$0.06116)
Schedule IL - large industrial service <sup>c</sup>				
No minimum billing demand and load qualifications: ≥ 500 kW				
Facility charge	All months	\$200.00	\$0.00	(\$200.00)
Per kWh of billing demand	Summer months (June - Sept)	\$14.00	\$0.00	(\$14.00)
	Winter months (Oct - May)	\$13.00	\$0.00	(\$13.00)
Energy charge, per kWh	Summer months (June - Sept)	\$0.06518	\$0.00	(\$0.06518)
	Winter months (Oct - May)	\$0.06018	\$0.00	(\$0.06018)
c Large commercial and industrial services above have been combined into large general service demand below				
Schedule LGS - large general service demand <sup>c</sup>				
Load qualifications: ≥ 250 kW & ≤ 500 kW				
Facility charge	All months	\$0.00	\$150.00	\$150.00
All demand	All	\$0.00	\$13.00	\$13.00
Energy charge, per kWh	All	\$0.00	\$0.06052	\$0.06052
Schedule XLGS - very large general service demand				
Minimum billing demand and load qualifications: ≥ 500kW				
Facility charge	All months	\$120.00	\$120.00	\$0.00
Per kWh of billing demand	Summer months (June - Sept)	\$14.00	\$14.00	\$0.00
	Winter months (Oct - May)	\$12.00	\$12.00	\$0.00
Energy charge, per kWh	Summer months (June - Sept)	\$0.06622	\$0.06622	\$0.00000
	Winter months (Oct - May)	\$0.06122	\$0.06122	\$0.00000
Schedule CO - commercial other				
No minimum billing demand and load qualifications: No kW restrictions				
Facility charge	All months	\$31.00	\$31.00	\$0.00
First 10 kWh of billing demand	No charge	\$0.00	\$0.00	\$0.00
Per kWh > 10 of billing demand	Summer months (June - Sept)	\$4.50	\$4.50	\$0.00
	Winter months (Oct - May)	\$4.50	\$4.50	\$0.00
Energy charge, per kWh for the first 1,000 kWh	Summer months (June - Sept)	\$0.13701	\$0.13701	\$0.00000
	Winter months (Oct - May)	\$0.13201	\$0.13201	\$0.00000
Energy charge, per kWh > 1,000	Summer months (June - Sept)	\$0.11068	\$0.11068	\$0.00000
	Winter months (Oct - May)	\$0.10568	\$0.10568	\$0.00000

## City of Gastonia FY 2022 - FY 2023 Fee Schedule

Details/Notes	FY 2022 Amended Fee	FY 2023 Adopted Fee	Change	
Schedule TOU - large general use of time				
Minimum billing demand = 50% of contract demand and load qualifications: ≥ 100kW				
Facility charge	All months	\$151.25	\$151.25	\$0.00
Per kWh of billing demand	Summer months (June - Sept)	\$15.00	\$15.00	\$0.00
	Winter months (Oct - May)	\$13.00	\$13.00	\$0.00
Energy charge, per kWh	Summer months (June - Sept)	\$0.06476	\$0.06476	\$0.00000
	Winter months (Oct - May)	\$0.05976	\$0.05976	\$0.00000
Schedule OP - on peak rate (OP-03-3I)				
Billing demand = coincident peak demand and load qualifications: ≥ 2,500 kW				
Facility charge	All months	\$1,000.00	\$1,000.00	\$0.00
Per kWh of billing demand	Summer months (June - Sept)	\$15.00	\$15.00	\$0.00
	Winter months (Oct - May)	\$5.25	\$5.25	\$0.00
Per kWh of excess demand	Summer months (June - Sept)	\$3.00	\$3.00	\$0.00
	Winter months (Oct - May)	\$3.00	\$3.00	\$0.00
Energy charge, per kWh for on peak	Summer months (June - Sept)	\$0.06069	\$0.06069	\$0.00
	Winter months (Oct - May)	\$0.05536	\$0.05536	\$0.00
Energy charge, per kWh for off peak	Summer months (June - Sept)	\$0.05778	\$0.05778	\$0.00
	Winter months (Oct - May)	\$0.05393	\$0.05393	\$0.00
Schedule CO1I - coincident peak rate (08-1I)				
Billing demand = coincident peak demand and load qualifications: ≥ 100 kW & < 500 kW				
Facility charge	All months	\$180.00	\$180.00	\$0.00
Per kWh of billing demand	Summer months (June - Sept)	\$19.20	\$19.20	\$0.00
	Winter months (Oct - May)	\$6.00	\$6.00	\$0.00
Per kWh of excess demand	Summer months (June - Sept)	\$5.00	\$5.00	\$0.00
	Winter months (Oct - May)	\$5.00	\$5.00	\$0.00
Energy charge, per kWh for on peak	Summer months (June - Sept)	\$0.05535	\$0.05535	\$0.00
	Winter months (Oct - May)	\$0.05000	\$0.05000	\$0.00
Energy charge, per kWh for off peak	Summer months (June - Sept)	\$0.05151	\$0.05151	\$0.00
	Winter months (Oct - May)	\$0.04932	\$0.04932	\$0.00
Schedule CO1I - coincident peak rate (08-2C)				
Billing demand = coincident peak demand and load qualifications: ≥ 250 kW & < 750 kW				
Facility charge	All months	\$1,000.00	\$1,000.00	\$0.00
Per kWh of billing demand	Summer months (June - Sept)	\$19.00	\$19.00	\$0.00
	Winter months (Oct - May)	\$6.00	\$6.00	\$0.00
Per kWh of excess demand	Summer months (June - Sept)	\$5.00	\$5.00	\$0.00
	Winter months (Oct - May)	\$5.00	\$5.00	\$0.00
Energy charge, per kWh for on peak	Summer months (June - Sept)	\$0.04751	\$0.04751	\$0.00
	Winter months (Oct - May)	\$0.04430	\$0.04430	\$0.00
Energy charge, per kWh for off peak	Summer months (June - Sept)	\$0.04516	\$0.04516	\$0.00
	Winter months (Oct - May)	\$0.04324	\$0.04324	\$0.00

## City of Gastonia FY 2022 - FY 2023 Fee Schedule

Details/Notes	FY 2022 Amended Fee	FY 2023 Adopted Fee	Change	
<b>Schedule CO2I - coincident peak rate (08-2I)</b>				
<b>Billing demand = coincident peak demand and load qualifications: ≥ 500 kW &amp; &lt; 2,000 kW</b>				
Facility charge	All months	\$1,000.00	\$1,000.00	\$0.00
Per kWh of billing demand	Summer months (June - Sept)	\$17.10	\$17.10	\$0.00
	Winter months (Oct - May)	\$5.50	\$5.50	\$0.00
Per kWh of excess demand	Summer months (June - Sept)	\$5.00	\$5.00	\$0.00
	Winter months (Oct - May)	\$5.00	\$5.00	\$0.00
Energy charge, per kWh for on peak	Summer months (June - Sept)	\$0.04519	\$0.04519	\$0.00
	Winter months (Oct - May)	\$0.04400	\$0.04400	\$0.00
Energy charge, per kWh for off peak	Summer months (June - Sept)	\$0.04126	\$0.04126	\$0.00
	Winter months (Oct - May)	\$0.04126	\$0.04126	\$0.00
<b>Schedule CO3C - coincident peak rate (08-3C)</b>				
<b>Billing demand = coincident peak demand and load qualifications: ≥ 750 kW &amp; &lt; 4,000 kW</b>				
Facility charge	All months	\$1,000.00	\$1,000.00	\$0.00
Per kWh of billing demand	Summer months (June - Sept)	\$19.00	\$19.00	\$0.00
	Winter months (Oct - May)	\$6.00	\$6.00	\$0.00
Per kWh of excess demand	Summer months (June - Sept)	\$5.00	\$5.00	\$0.00
	Winter months (Oct - May)	\$5.00	\$5.00	\$0.00
Energy charge, per kWh for on peak	Summer months (June - Sept)	\$0.05102	\$0.05102	\$0.00
	Winter months (Oct - May)	\$0.04862	\$0.04862	\$0.00
Energy charge, per kWh for off peak	Summer months (June - Sept)	\$0.04756	\$0.04756	\$0.00
	Winter months (Oct - May)	\$0.04649	\$0.04649	\$0.00
<b>Schedule CO3I - coincident peak rate (08-3I)</b>				
<b>Billing demand = coincident peak demand and load qualifications: ≥ 2,000 kW</b>				
Facility charge	All months	\$1,000.00	\$1,000.00	\$0.00
Per kWh of billing demand	Summer months (June - Sept)	\$17.10	\$17.10	\$0.00
	Winter months (Oct - May)	\$5.50	\$5.50	\$0.00
Per kWh of excess demand	Summer months (June - Sept)	\$5.00	\$5.00	\$0.00
	Winter months (Oct - May)	\$5.00	\$5.00	\$0.00
Energy charge, per kWh for on peak	Summer months (June - Sept)	\$0.04737	\$0.04737	\$0.00
	Winter months (Oct - May)	\$0.04572	\$0.04572	\$0.00
Energy charge, per kWh for off peak	Summer months (June - Sept)	\$0.04408	\$0.04408	\$0.00
	Winter months (Oct - May)	\$0.04298	\$0.04298	\$0.00
<b>Riders</b>				
REPS Charge	Residential	\$0.81	\$0.85	\$0.04
	Commercial	\$4.41	\$4.65	\$0.24
	Industrial	\$45.45	\$47.92	\$2.47
RECR-1: Wind and biomass energy credit and solar photovoltaic energy credit (\$ per kW)	On-peak	\$0.0300	\$0.0321	\$0.0021
	Off-peak	\$0.0100	\$0.0110	\$0.0010

## City of Gastonia FY 2022 - FY 2023 Fee Schedule

	FY 2022 Amended Fee	FY 2023 Adopted Fee	Change
--	---------------------------	---------------------------	--------

### Outdoor lighting service

Leased outdoor lighting is available to customers for lighting outdoor areas at locations on the City of Gastonia's distribution system. Service may be withheld or discontinued at the option of the City.

### Area lights

Mercury Vapor (MV) <sup>a</sup>

Class & kWh

per month    Style

A 75	175 w MV security light	Existing pole, per month	\$9.05	\$9.05	\$0.00
		New pole, per month	\$14.45	\$14.45	\$0.00
		New pole with underground, per month	\$18.30	\$18.30	\$0.00
B 152	400 w MV security light	Existing pole, per month	\$13.20	\$13.20	\$0.00
		New pole, per month	\$18.60	\$18.60	\$0.00
		New pole with underground, per month	\$22.45	\$22.45	\$0.00

a No longer available effective January 1, 2008

High Pressure Sodium (HPS) <sup>b</sup>

Class & kWh

per month    Style

M 47	100 w HPS security light	Existing pole, per month	\$9.50	\$9.50	\$0.00
		New pole, per month	\$14.90	\$14.90	\$0.00
		New pole with underground, per month	\$18.75	\$18.75	\$0.00
E 47	100 w HPS deluxe traditional	New pole with underground, per month	\$27.15	\$27.15	\$0.00
J 47	100 w HPS LED acorn	New pole with underground, per month	\$27.85	\$27.85	\$0.00
C 70	150 w HPS security light	Existing pole, per month	\$10.55	\$10.55	\$0.00
		New pole, per month	\$15.95	\$15.95	\$0.00
		New pole with underground, per month	\$19.80	\$19.80	\$0.00
D 104	250 w HPS security light	Existing pole, per month	\$12.80	\$12.80	\$0.00
		New pole, per month	\$18.20	\$18.20	\$0.00
		New pole with underground, per month	\$22.05	\$22.05	\$0.00
F 104	One (1) 250 w HPS shoe box light (on a square aluminum pole)	New pole with underground, per month	\$35.15	\$35.15	\$0.00
G 208	Two (2) 250 w HPS shoe box lights (on a square aluminum pole)	New pole with underground, per month	\$59.50	\$59.50	\$0.00

b No longer available effective January 1, 2016

## City of Gastonia FY 2022 - FY 2023 Fee Schedule

			FY 2022 Amended Fee	FY 2023 Adopted Fee	Change
Light Emitting Diode (LED)					
Class & kWh per month    Style					
R 15	50 w LED security light (to replace 100 w HPS)	Existing pole, per month	\$9.50	\$9.50	\$0.00
		New pole, per month	\$14.90	\$14.90	\$0.00
		New pole with underground, per month	\$18.75	\$18.75	\$0.00
X 14	47 w HPS deluxe traditional fixture on fiberglass pole <sup>c</sup>	New pole with underground, per month	\$27.15	\$27.15	\$0.00
V 12	40 w LED acorn fixture on fiberglass pole <sup>c</sup>	New pole with underground, per month	\$27.85	\$27.85	\$0.00
W 12	40 w LED acorn on fluted pole <sup>c</sup>	New pole with underground, per month	\$39.00	\$39.00	\$0.00
S 22	73 w LED security light	Existing pole, per month	\$10.55	\$10.55	\$0.00
		New pole, per month	\$15.95	\$15.95	\$0.00
		New pole with underground, per month	\$19.80	\$19.80	\$0.00
T 48	161 w LED security light	Existing pole, per month	\$12.80	\$12.80	\$0.00
		New pole, per month	\$18.20	\$18.20	\$0.00
		New pole with underground, per month	\$22.05	\$22.05	\$0.00
Y 48	One (1) 161 w LED shoebox light (on a square aluminum pole) <sup>c</sup>	New pole with underground, per month	\$35.15	\$35.15	\$0.00
Z 96	Two (2) 161 w LED shoebox lights (on a square aluminum pole) <sup>c</sup>	New pole with underground, per month	\$59.50	\$59.50	\$0.00
U	207 w LED security light	Existing pole, per month	\$18.60	\$18.60	\$0.00
		New pole, per month	\$24.00	\$24.00	\$0.00
		New pole with underground, per month	\$27.85	\$27.85	\$0.00
AA 62	207 w LED shoebox <sup>c</sup>	New pole with underground, per month	\$41.55	\$41.55	\$0.00
BB 124	Two (2) 207 w LED shoebox lights <sup>c</sup>	New pole with underground, per month	\$74.20	\$74.20	\$0.00

<sup>c</sup> Subject to ten (10) year contract term

### Metal Halide<sup>d</sup>

Class & kWh per month    Style					
K 155	Security light	Existing pole, per month	\$18.60	\$18.60	\$0.00
		New pole, per month	\$24.00	\$24.00	\$0.00
		New pole with underground, per month	\$27.85	\$27.85	\$0.00
N 155	One (1) shoebox light (on a square aluminum pole)	New pole with underground, per month	\$41.55	\$41.55	\$0.00
O 310	Two (2) shoebox lights (on a square aluminum pole)	New pole with underground, per month	\$74.20	\$74.20	\$0.00

<sup>d</sup> No longer available effective January 1, 2016

## City of Gastonia FY 2022 - FY 2023 Fee Schedule

Details/Notes		FY 2022 Amended Fee	FY 2023 Adopted Fee	Change	
<b>Flood Lights</b>					
<b>Class &amp; kWh</b>					
per month	Style				
H 104	High pressure sodium	Existing pole, per month	\$15.65	\$15.65	\$0.00
		New pole, per month	\$22.10	\$22.10	\$0.00
		New pole with underground, per month	\$25.95	\$25.95	\$0.00
I 156	High pressure sodium	Existing pole, per month	\$21.15	\$21.15	\$0.00
		New pole, per month	\$24.55	\$24.55	\$0.00
		New pole with underground, per month	\$28.40	\$28.40	\$0.00
L 155	Metal halide	Existing pole, per month	\$19.05	\$19.05	\$0.00
		New pole, per month	\$26.20	\$26.20	\$0.00
		New pole with underground, per month	\$30.05	\$30.05	\$0.00
CC 58	Light emitting diode (LED)	Existing pole, per month	\$19.05	\$19.05	\$0.00
		New pole, per month	\$26.20	\$26.20	\$0.00
		New pole with underground, per month	\$30.05	\$30.05	\$0.00
<b>Electric Utilities</b>					
Residential underground service	By customer request	\$300.00	\$300.00	\$0.00	
Residential electric meter test	By customer request	\$60.00	\$60.00	\$0.00	
Pulse meters for commercial and industrial service	Per month	\$26.00	\$26.00	\$0.00	
<b>Public Utilities - Water &amp; Sewer (Two Rivers Utilities)</b>					
<b>Miscellaneous fire hydrant use</b>					
Short term	Per day	\$30.00	\$30.00	\$0.00	
Long term, 3/4" hydrant meter	Per month	\$100.00	\$100.00	\$0.00	
Long term, 3" hydrant meter	Per month	\$200.00	\$200.00	\$0.00	
<i>In addition to per day/month charges above, customer must pay water usage at the adopted non-residential water rate</i>					
<b>Water meter placement fees</b>					
	3/4" meter	\$233.00	\$233.00	\$0.00	
	1" meter	\$391.00	\$391.00	\$0.00	
ERT meter placement fees	1 1/2" meter	\$964.00	\$964.00	\$0.00	
	2" meter	\$1,250.00	\$1,250.00	\$0.00	
	3" and larger meter	cost + 20%	cost + 20%	N/A	



## City of Gastonia FY 2022 - FY 2023 Fee Schedule

Details/Notes	FY 2022 Amended Fee	FY 2023 Adopted Fee	Change	
<b>Testing fees</b>				
At customer request and cost is if meter is found to be within AWAA specifications	3/4" to 2" meters	\$60.00	\$60.00	\$0.00
At customer request and cost is per annual contract if	3" and larger meters	Varies	Varies	N/A
Water service pressure test	Applicable if problem is found to be on customer's side	\$60.00	\$60.00	\$0.00
Fire hydrant flow test	Per hydrant	\$100.00	\$100.00	\$0.00
<b>Other Fees and Charges</b>				
Adjustments to water meter boxes, sewer cleanouts and manhole ring and covers, due to grading by property	\$185 Fee + cost of materials	\$185.00	\$185.00	\$0.00
Replacing water meter boxes damaged by property		\$210.00	\$210.00	\$0.00
Relocaton of existing water and sewer services	Per owner request, estimates on case-by-case basis; \$150 minimum	\$150.00	\$150.00	\$0.00
Reduction in size of water service	Estimates on case-by-case basis; \$100 minimum	\$100.00	\$100.00	\$0.00
Fire hydrant installation or relocaton	Per owner request, estimates on case-by-case basis	Varies	Varies	N/A
Repairs to City facilities due to damage by others	Cost is based on time and materials necessary for repairs	Varies	Varies	N/A
<b>Utilities Maintenance Division</b>				
Fee for relocating a water meter	Up to eight (8) feet	\$150.00	\$150.00	\$0.00
	Over eight (8) feet and up to 15 feet	\$250.00	\$250.00	\$0.00
Fee for locating sewer tap using video truck	Cost based on equipment and labor to video sewer main to locate tap	\$0.00	\$200.00	\$200.00
<b>Water Rates</b>				
Customer charge		\$3.42	\$3.59	\$0.17
<b>Availability charge</b>				
3/4" meter	Inside City	\$10.30	\$10.80	\$0.50
	Outside City	\$20.55	\$21.60	\$1.05
1" meter	Inside City	\$25.75	\$27.05	\$1.30
	Outside City	\$51.40	\$54.00	\$2.60
1 1/2" meter	Inside City	\$51.40	\$54.00	\$2.60
	Outside City	\$102.75	\$107.90	\$5.15
2" meter	Inside City	\$82.20	\$86.30	\$4.10
	Outside City	\$164.35	\$172.60	\$8.25
3" meter	Inside City	\$164.35	\$172.60	\$8.25
	Outside City	\$328.65	\$345.10	\$16.45
4" meter	Inside City	\$256.80	\$269.65	\$12.85
	Outside City	\$513.60	\$539.30	\$25.70
6" meter	Inside City	\$513.60	\$539.30	\$25.70
	Outside City	\$1,027.20	\$1,078.55	\$51.35
8" meter	Inside City	\$821.60	\$862.70	\$41.10
	Outside City	\$1,641.20	\$1,723.25	\$82.05

## City of Gastonia FY 2022 - FY 2023 Fee Schedule

	Details/Notes	FY 2022 Amended Fee	FY 2023 Adopted Fee	Change
10" meter	Inside City	\$1,284.05	\$1,348.25	\$64.20
	Outside City	\$2,568.00	\$2,696.40	\$128.40
12" meter	Inside City	\$2,212.35	\$2,323.00	\$110.65
	Outside City	\$4,418.25	\$4,639.15	\$220.90
<i>Availability charges for customers with compound meters will be based on the larger meter size. Fire protection (sprinkler connection) charges will be customer charge plus 10% of the appropriate availability charge, based on connection size.</i>				
Volume charges	Per 1,000 gallons			
Residential	Inside City (0 - 5,000 gal)	\$3.05	\$3.20	\$0.15
	Outside City (0 - 5,000 gal)	\$6.09	\$6.39	\$0.30
	Inside City (5,001 - 12,000 gal)	\$3.33	\$3.49	\$0.16
	Outside City (5,001 - 12,000 gal)	\$6.67	\$7.00	\$0.33
	Inside City (over 12,000 gal)	\$3.92	\$4.11	\$0.19
	Outside City (over 12,000 gal)	\$7.81	\$8.20	\$0.39
Non-residential	Inside City	\$3.33	\$3.49	\$0.16
	Outside City	\$6.67	\$7.00	\$0.33
Irrigation	Inside City (0 - 12,000 gal)	\$3.33	\$3.49	\$0.16
	Outside City (0 - 12,000 gal)	\$6.67	\$7.00	\$0.33
	Inside City (over 12,000 gal)	\$3.92	\$4.11	\$0.19
	Outside City (over 12,000 gal)	\$7.81	\$8.20	\$0.39
Municipal wholesale		\$3.18	\$3.34	\$0.16
Special Irrigation Rate	Inside City	\$0.90	\$0.95	\$0.05
Raw water	Volume charge per 1,000 gallons	\$0.41	\$0.43	\$0.02
Sewer rates				
Customer charge		\$3.42	\$3.59	\$0.17
Availability charge				
3/4" meter	Inside City	\$14.80	\$15.55	\$0.75
	Outside City	\$25.85	\$27.15	\$1.30
1" meter	Inside City	\$37.10	\$39.00	\$1.90
	Outside City	\$64.40	\$67.60	\$3.20
1 1/2" meter	Inside City	\$73.90	\$77.60	\$3.70
	Outside City	\$128.65	\$135.10	\$6.45
2" meter	Inside City	\$118.35	\$124.30	\$5.95
	Outside City	\$205.80	\$216.10	\$10.30
3" meter	Inside City	\$236.50	\$248.30	\$11.80
	Outside City	\$411.60	\$432.20	\$20.60
4" meter	Inside City	\$369.80	\$388.30	\$18.50
	Outside City	\$643.35	\$675.50	\$32.15
6" meter	Inside City	\$739.40	\$776.40	\$37.00
	Outside City	\$1,286.60	\$1,350.90	\$64.30
8" meter	Inside City	\$1,182.60	\$1,241.75	\$59.15
	Outside City	\$2,057.70	\$2,160.60	\$102.90
10" meter	Inside City	\$1,848.70	\$1,941.15	\$92.45
	Outside City	\$3,216.60	\$3,377.40	\$160.80
12" meter	Inside City	\$3,183.10	\$3,342.25	\$159.15
	Outside City	\$5,557.75	\$5,835.65	\$277.90

## City of Gastonia FY 2022 - FY 2023 Fee Schedule

Details/Notes		FY 2022 Amended Fee	FY 2023 Adopted Fee	Change	
<i>Availability charges for customers with compound meters will be based on the larger meter size. Fire protection (sprinkler connection) charges will be customer charge plus 10% of the appropriate availability charge, based on connection size.</i>					
Volume charges		Per 1,000 gallons			
Residential	Inside City	\$4.39	\$4.61	\$0.22	
	Outside City	\$7.62	\$8.00	\$0.38	
Non-residential	Inside City	\$4.39	\$4.61	\$0.22	
	Outside City	\$7.62	\$8.00	\$0.38	
Municipal wholesale		\$4.39	\$4.61	\$0.22	
Unmetered sewer customers (based on 6,000 gallons usage)	Inside City	\$44.57	\$46.80	\$2.23	
	Outside City	\$74.97	\$78.74	\$3.77	
Wastewater treatment surcharges					
High strength BOD, greater than 275 mg/l	Per lb	\$0.2177	\$0.2140	(\$0.0037)	
High strength TSS, greater than 250 mg/l	Per lb	\$0.0450	\$0.0891	\$0.0441	
High strength TKN, greater than 35 mg/l	Per lb	\$0.4830	\$0.8728	\$0.3898	
High strength TP, greater than 8 mg/l	Per lb	\$0.8470	\$2.6947	\$1.8477	
Other Fees and Charges					
Significant industrial user permit fee	Initial issuance	\$1,000.00	\$1,000.00	\$0.00	
	Annual maintenance	\$250.00	\$250.00	\$0.00	
	Reopening fee	\$500.00	\$500.00	\$0.00	
General user permit fees	Initial issuance	\$250.00	\$250.00	\$0.00	
	Annual maintenance	\$100.00	\$100.00	\$0.00	
Pretreatment monitoring fees	Composite sampling event	\$300.00	\$300.00	\$0.00	
	Grab sampling event	\$150.00	\$150.00	\$0.00	
Acute toxicity screening		\$635.00	Cost + 20%	N/A	
Chronic toxicity screening		\$1,300.00	Cost + 20%	N/A	
OCPSF analysis		\$400.00	\$300.00	(\$100.00)	
TTO with pesticides analysis		\$525.00	\$400.00	(\$125.00)	
TTO without pesticides analysis		\$450.00	\$300.00	(\$150.00)	
Centralized waste stream analysis		\$150.00	\$150.00	\$0.00	
System Development Fees, Assessment Rates and Tap Fees					
Water Fees					
Water Mult. Meter Size					
1	3/4"	System development fee	\$2,120.00	\$2,120.00	\$0.00
		Tap fee	\$1,958.00	\$1,958.00	\$0.00
2.5	1"	System development fee	\$5,300.00	\$5,300.00	\$0.00
		Tap fee	\$2,220.00	\$2,220.00	\$0.00
5	1 1/2"	System development fee	\$10,600.00	\$10,600.00	\$0.00
		Tap fee	\$4,028.00	\$4,028.00	\$0.00
8	2"	System development fee	\$16,960.00	\$16,960.00	\$0.00
		Tap fee	\$4,788.00	\$4,788.00	\$0.00
16	3"	System development fee	\$33,920.00	\$33,920.00	\$0.00
		Tap fee	see note 1	see note 1	N/A
25	4"	System development fee	\$53,000.00	\$53,000.00	\$0.00
		Tap fee	see note 1	see note 1	N/A

## City of Gastonia FY 2022 - FY 2023 Fee Schedule

		Details/Notes	FY 2022 Amended Fee	FY 2023 Adopted Fee	Change
50	6"	System development fee	\$106,000.00	\$106,000.00	\$0.00
		Tap fee	see note 1	see note 1	N/A
80	8"	System development fee	\$169,600.00	\$169,600.00	\$0.00
		Tap fee	see note 1	see note 1	N/A
115	10"	System development fee	\$243,800.00	\$243,800.00	\$0.00
		Tap fee	see note 1	see note 1	N/A
215	12"	System development fee	\$455,800.00	\$455,800.00	\$0.00
		Tap fee	see note 1	see note 1	N/A
-	Fire meters of any size	System development fee	\$0.00	\$0.00	\$0.00
		Tap fee	see note 1	see note 1	N/A

1. Taps greater than 2" are to be installed by the developer's contractor upon City approval. (Meter placement fees will apply.)

2. System expansion fee for compound meter shall be based upon largest meter size.

### Secondary Irrigation Sprinkler Meter Fees (set off an existing service line)

3/4" meter			\$564.00	\$564.00	\$0.00
1" meter			\$839.00	\$839.00	\$0.00
1 1/2" meter			\$2,282.00	\$2,282.00	\$0.00
2" meter			\$2,790.00	\$2,790.00	\$0.00

### Sewer Fees

#### Sewer Mult. Meter Size (Water & Sewer)

1	3/4" & 4"	System development fee	\$1,380.00	\$1,380.00	\$0.00
		Tap fee	\$1,867.00	\$1,867.00	\$0.00
2.5	1" & 4"	System development fee	\$3,450.00	\$3,450.00	\$0.00
		Tap fee	\$1,867.00	\$1,867.00	\$0.00
5	1 1/2" & 6"	System development fee	\$6,900.00	\$6,900.00	\$0.00
		Tap fee	see note 1	see note 1	N/A
8	2" & 6"	System development fee	\$11,040.00	\$11,040.00	\$0.00
		Tap fee	see note 1	see note 1	N/A
16	3" & 8"	System development fee	\$22,080.00	\$22,080.00	\$0.00
		Tap fee	see note 1	see note 1	N/A
25	4" & 8"	System development fee	\$34,500.00	\$34,500.00	\$0.00
		Tap fee	see note 1	see note 1	N/A
50	6" & see note 2	System development fee	\$69,000.00	\$69,000.00	\$0.00
		Tap fee	see note 1	see note 1	N/A
80	8" & see note 2	System development fee	\$110,400.00	\$110,400.00	\$0.00
		Tap fee	see note 1	see note 1	N/A
115	10" & see note 2	System development fee	\$158,700.00	\$158,700.00	\$0.00
		Tap fee	see note 1	see note 1	N/A
215	12" & see note 2	System development fee	\$296,700.00	\$296,700.00	\$0.00
		Tap fee	see note 1	see note 1	N/A

1. Taps greater than 2" are to be installed by the developer's contractor upon City approval.

2. Tap larger than 8" is required.

## City of Gastonia FY 2022 - FY 2023 Fee Schedule

		Details/Notes	FY 2022 Amended Fee	FY 2023 Adopted Fee	Change
<b>Sewer Fees - Southeast Service Area</b>					
<b>Sewer Mult. Meter Size (Water &amp; Sewer)</b>					
1	3/4" & 4"	System development fee	\$4,980.00	\$4,980.00	\$0.00
		Tap fee	\$1,867.00	\$1,867.00	\$0.00
2.5	1" & 4"	System development fee	\$7,875.00	\$12,450.00	\$4,575.00
		Tap fee	\$1,867.00	\$1,867.00	\$0.00
5	1 1/2" & 6"	System development fee	\$15,750.00	\$24,900.00	\$9,150.00
		Tap fee	see note 1	see note 1	N/A
8	2" & 6"	System development fee	\$25,200.00	\$39,840.00	\$14,640.00
		Tap fee	see note 1	see note 1	N/A
16	3" & 8"	System development fee	\$50,400.00	\$79,680.00	\$29,280.00
		Tap fee	see note 1	see note 1	N/A
25	4" & 8"	System development fee	\$78,750.00	\$124,500.00	\$45,750.00
		Tap fee	see note 1	see note 1	N/A
50	6" & see note 2	System development fee	\$157,500.00	\$249,000.00	\$91,500.00
		Tap fee	see note 1	see note 1	N/A
80	8" & see note 2	System development fee	\$252,000.00	\$398,400.00	\$146,400.00
		Tap fee	see note 1	see note 1	N/A
115	10" & see note 2	System development fee	\$362,250.00	\$572,700.00	\$210,450.00
		Tap fee	see note 1	see note 1	N/A
215	12" & see note 2	System development fee	\$1,070,700.00	\$1,070,700.00	\$0.00
		Tap fee	see note 1	see note 1	N/A

1. Taps greater than 2" are to be installed by the developer's contractor upon City approval.

2. Tap larger than 8" is required.

### Sewer Fees - Southwest Service Area

#### Sewer Mult. Meter Size (Water & Sewer)

1	3/4" & 4"	System development fee	\$2,410.00	\$2,410.00	\$0.00
		Tap fee	\$1,867.00	\$1,867.00	\$0.00
2.5	1" & 4"	System development fee	\$7,875.00	\$6,025.00	(\$1,850.00)
		Tap fee	\$1,867.00	\$1,867.00	\$0.00
5	1 1/2" & 6"	System development fee	\$15,750.00	\$12,050.00	(\$3,700.00)
		Tap fee	see note 1	see note 1	N/A
8	2" & 6"	System development fee	\$25,200.00	\$19,280.00	(\$5,920.00)
		Tap fee	see note 1	see note 1	N/A
16	3" & 8"	System development fee	\$50,400.00	\$38,560.00	(\$11,840.00)
		Tap fee	see note 1	see note 1	N/A
25	4" & 8"	System development fee	\$78,750.00	\$60,250.00	(\$18,500.00)
		Tap fee	see note 1	see note 1	N/A
50	6" & see note 2	System development fee	\$157,500.00	\$120,500.00	(\$37,000.00)
		Tap fee	see note 1	see note 1	N/A
80	8" & see note 2	System development fee	\$252,000.00	\$192,800.00	(\$59,200.00)
		Tap fee	see note 1	see note 1	N/A
115	10" & see note 2	System development fee	\$362,250.00	\$277,150.00	(\$85,100.00)
		Tap fee	see note 1	see note 1	N/A
215	12" & see note 2	System development fee	\$518,150.00	\$518,150.00	\$0.00
		Tap fee	see note 1	see note 1	N/A

1. Taps greater than 2" are to be installed by the developer's contractor upon City approval.

2. Tap larger than 8" is required.

## City of Gastonia FY 2022 - FY 2023 Fee Schedule

Details/Notes	FY 2022 Amended Fee	FY 2023 Adopted Fee	Change
<b>Public Works</b>			
<b>Solid Waste</b>			
Residential collection fee	\$8.50	\$11.00	\$2.50
Residential collection - additional cart fee	\$6.50	\$6.50	\$0.00
Electronics curbside collection	\$25.00	\$25.00	\$0.00
Appliances/white goods collection	\$25.00	\$25.00	\$0.00
Tires (per tire)	On rim	\$8.00	\$8.00
	Off rim	\$5.00	\$5.00
Excess household trash	≤ 100 lbs	\$15.00	\$15.00
	> 100 lbs	\$25.00	\$25.00
Cart lease	New garbage carts	\$50.00	\$50.00
	Yard waste carts	\$50.00	\$50.00
Yard waste	4.5 cubic yards (CY) - 9 CY	\$25.00	\$25.00
	> 9 CY - 13.5 CY	\$50.00	\$50.00
	> 13.5 - 18 CY	\$75.00	\$75.00
Leaf collection after leaf season	\$25.00	\$25.00	\$0.00
Residential business	Collection	\$30.50	\$30.50
	Extra carts	\$10.00	\$10.00
Outside City limits rate	\$17.50	\$17.50	\$0.00
Downtown	Residential	\$8.50	\$10.00
	Commercial office	\$20.00	\$20.00
	Commercial retail	\$25.00	\$25.00
	Restaurant	\$50.00	\$50.00
<b>Stormwater</b>			
Residential stormwater fee	Per month	\$3.75	\$5.00
Non-residential stormwater fee	Per month, parcel specific, based on # of equivalent runoff units (ERUs)	\$3.75	\$5.00
Stormwater assignment application fee	Only applies to non-residential properties with metered utilities	\$25.00	\$25.00
<b>Public Works - Transportation Services</b>			
<b>Airport hanger rentals</b>			
Small T-hangar	Per month	\$200.00	\$200.00
Large T-hangar	Per month	\$230.00	\$230.00
Small corporate	Per month	\$575.00	\$575.00
Large corporate	Per month	\$660.00	\$660.00
<b>Transit</b>			
Single full ride fare		\$1.25	\$1.25
10 Ride full fare ticket		\$12.00	\$12.00
Single reduced ride fare		\$0.60	\$0.60
10 Ride reduced fare ticket		\$6.00	\$6.00
Single ride ADA van		\$2.50	\$2.50
10 Ride ADA van ticket		\$25.00	\$25.00
Sunway Charter/Greyhound connector		\$7.00	\$7.00
CATS 85X 10 ride ticket		\$44.00	\$44.00

## City of Gastonia FY 2022 - FY 2023 Fee Schedule

Details/Notes	FY 2022 Amended Fee	FY 2023 Adopted Fee	Change	
<b>Schiele Museum</b>				
<b>General Admission</b>				
Adults (18+)	\$7.00	\$7.00	\$0.00	
Youth (4-17)	\$6.00	\$6.00	\$0.00	
Seniors (65+)	\$6.00	\$6.00	\$0.00	
Children (3 & younger)	Free	Free	N/A	
Museum members	Free	Free	N/A	
<b>Discounts*</b>				
City of Gastonia residents	\$2 off	\$2 off	N/A	
Students (18+) With ID	\$1 off	\$1 off	N/A	
AAA With ID	\$1 off	\$1 off	N/A	
Veterans With ID	\$1 off	\$1 off	N/A	
Active military With ID	Free	Free	N/A	
<i>planetarium are excluded from discounts.</i>				
<b>Planetarium and science theater admission</b>				
Adults (18+)	\$5.00	\$5.00	\$0.00	
Youth (4-17)	\$5.00	\$5.00	\$0.00	
Children (3 & younger)	Free	Free	N/A	
Museum members	\$5.00	\$5.00	\$0.00	
<b>School visits*</b>				
Admissions	Students and parents	\$2.00	\$2.00	\$0.00
	Teacher/staff	Free	Free	N/A
Educational programs	Students and parents	\$3.00	\$3.00	\$0.00
	Teacher/staff	Free	Free	N/A
<i>* Pricing reflects advance reservation for a minimum group of 15 students</i>				
<b>Membership*</b>				
Individual	\$60.00	\$60.00	\$0.00	
Family	\$85.00	\$85.00	\$0.00	
Premium Family	\$135.00	\$135.00	\$0.00	
Patron	\$300.00	\$300.00	\$0.00	
Premium Patron	\$350.00	\$350.00	\$0.00	
Schiele Society Bronze Level	\$600.00	\$600.00	\$0.00	
Guardian Gold Level	\$2,500.00	\$2,500.00	\$0.00	
Guardian Platinum Level	\$5,000.00	\$5,000.00	\$0.00	

*\* Includes unlimited general admission for one year. For additional information, see the Schiele Museum's website.*