



**RESOLUTION TO ADOPT THE FY 2024 CITY OF GASTONIA
CONSOLIDATED FEE SCHEDULE EFFECTIVE JULY 1, 2023**


WHEREAS, pursuant to NC General Statute 160A-77, the City Council of the City of Gastonia has the authority to adopt and issue a code of ordinances, including establishing rates for utility or other public enterprise services, or establishing fees of any nature; and

WHEREAS, the Consolidated Fee Schedule is reviewed annually with the budget process and updated as needed; and

NOW, THEREFORE, BE IT RESOLVED BY THE CITY COUNCIL OF THE CITY OF GASTONIA that the FY 2024 Consolidated Fee Schedule attached hereto be adopted and effective July 1, 2023.

THIS RESOLUTION, adopted on the 6th day of June 2023.

ATTEST:


Suzanne J. Gibbs, City Clerk




Walker E. Reid, III, Mayor

Consolidated Fee Schedule



Fiscal Year 2024

Effective July 1, 2023



Table of Contents



Cemetery Division.....	6
Development Services – Engineering	
Land Development.....	6
Reimbursement for Services.....	6
Inspection Fees	7
Sale of City Publications.....	7
Other Permits, Fees and Charges.....	7
Development Services – Building Services	
Building Permit Fee Schedule	8
Additional Charges for Building Permits	10
Other Permits.....	10
Sign Fees	11
Other Fees & Charges	11
Financial Services	
Billing & Customer Service – Fees & Penalties	11
Utility Deposits for New Service	11
Tampering Charges	12
Other Fees.....	12
Fire	
NC State Fire Code Permits.....	12
NC State Fire Code Construction Permits	14
Other Fees & Charges	14
Housing & Community Engagement	
Farmer’s Market	14
Keep Gastonia Beautiful – Transit advertising.....	15
Parks & Recreation	
Athletics	16
Community Centers	19
Swimming Pools.....	19

Table of Contents

Athletic Fields.....	20
Lineberger Park.....	20
Martha Rivers Park.....	21
Rankin Lake Park.....	21
Sims Park.....	22
Tennis Court Reservations.....	22
Special Events.....	22
Equipment Rentals.....	23
Skeet & Trap.....	23
Instructional Programs.....	23

Planning

Application for Rezoning.....	23
Other Hearings.....	24
Zoning Letters.....	24
Zoning Reviews and Inspections.....	24
Sign Permits.....	24
Publications.....	24

Police

Firing Range.....	25
Parking Violations.....	25
Other Permits, Fees & Charges.....	25

Public Utilities – Electric

General Service.....	25
On-Peak and Coincident Peak.....	26
Riders.....	28
Outdoor Lighting Service.....	28
Electric Utilities.....	30

Public Utilities – Water & Sewer (Two Rivers Utilities)

Miscellaneous Fire Hydrant Use.....	30
Water Meter Placement Fees.....	30
Testing Fees.....	30

Table of Contents

Other Fees and Charges	31
Utilities Maintenance Division	31
Water Rates	31
Sewer Rates.....	32
Wastewater Treatment Surcharges.....	33
Other Fees & Charges	33
System Development Fees, Assessment Rates & Tap Fees	33
Public Works	
Solid Waste	36
Stormwater	36
Transportation Services	36
Schiele Museum	
General Admission	37
Discounts.....	37
Planetarium and Science Theater Admission	37
School Visits	37
Membership.....	37
Amendments to the Fee Schedule	
Electric Vehicle Charging.....	38

City of Gastonia FY 2023 - FY 2024 Fee Schedule

Details/Notes	FY 2023 Adopted Fee	FY 2024 Adopted Fee	Change	
Cemeteries				
Grave space	Adult City Resident	\$1,200.00	\$1,200.00	\$0.00
	Adult Non-City Resident	\$1,500.00	\$1,500.00	\$0.00
	Infant	\$500.00	\$500.00	\$0.00
Double niche in columbarium	Includes engraving	\$900.00	\$900.00	\$0.00
Cremains burial in Cremains Garden		\$500.00	\$500.00	\$0.00
Scattering cremains in Cremains Garden		\$200.00	\$200.00	\$0.00
Locate and mark grave for burial or cremains	Weekdays	\$100.00	\$100.00	\$0.00
	Weekends	\$200.00	\$200.00	\$0.00
Dig and cover for cremains burial	In addition to locate fee above	\$200.00	\$200.00	\$0.00
Development Services - Code Enforcement				
Abatement administration fee		\$100.00	\$100.00	\$0.00
Noxious growth removal	Minimum charge	\$95.00	\$95.00	\$0.00
	Any costs exceeding \$95 minimum above will be assessed at their actual cost in addition to the minimum charge	Varies	Varies	N/A
Public nuisance removal	Actual City costs	Varies	Varies	N/A
Development Services - Engineering				
Land Development				
Right-of-way utilization permit	For utilities	\$85.00	\$85.00	\$0.00
Right-of-way easement encroachment permit	For private facilities	\$85.00	\$85.00	\$0.00
Right-of-way work permit	For non-utilities, other than driveways	\$45.00	\$45.00	\$0.00
Driveway permit - residential ^a		\$45.00	\$45.00	\$0.00
Driveway permit - commercial ^a		\$60.00	\$60.00	\$0.00
Street/easement closing request	Advertisement required	\$50.00	\$60.00	\$10.00
Street name change request	Advertisement required	\$100.00	\$100.00	\$0.00
Annexation - voluntary	Advertisement required	\$200.00	\$200.00	\$0.00
Advertisement deposit	When required, as noted above	\$500.00	\$500.00	\$0.00
Performance bond/letter of credit application		\$300.00	\$300.00	\$0.00
Performance bond - request for reduction		\$50.00	\$50.00	\$0.00
Reimbursement for Services				
Site plan review ^b	Less than one (1) acre	\$500.00	\$500.00	\$0.00
	One (1) to five (5) acres	\$800.00	\$800.00	\$0.00
	Over five (5) acres	\$0.00	\$0.00	\$0.00
	Over five (5) acres, per acre	\$200.00	\$200.00	\$0.00
Subdivision plan review ^b	Per subdivision	\$300.00	\$300.00	\$0.00
	Per lot	\$30.00	\$30.00	\$0.00
Preliminary plat review	Per lot	\$0.00	\$4.00	\$4.00
Final plat review ^b	Minor subdivision, easement, recombination, etc.	\$80.00	\$80.00	\$0.00
	Major subdivision	\$80.00	\$80.00	\$0.00
	Major subdivision, per lot	\$3.00	\$6.00	\$3.00

City of Gastonia FY 2023 - FY 2024 Fee Schedule

	Details/Notes	FY 2023 Adopted Fee	FY 2024 Adopted Fee	Change
Unified development ^c	Less than five (5) acres	\$600.00	\$600.00	\$0.00
	Five (5) to ten (10) acres	\$1,000.00	\$1,000.00	\$0.00
	For each additional acre over ten (10) acres	\$100.00	\$100.00	\$0.00
Flood development permit	Fringe area (minor)	\$80.00	\$80.00	\$0.00
	Fringe area (flood study)	\$300.00	\$300.00	\$0.00
	Floodway	\$500.00	\$500.00	\$0.00
Inspection Fees				
Site plan inspection ^a	Less than one (1) acre	\$50.00	\$50.00	\$0.00
	One (1) to five (5) acres	\$75.00	\$75.00	\$0.00
	Over five (5) acres	\$100.00	\$100.00	\$0.00
Final inspection fee ^a		\$200.00	\$200.00	\$0.00
Unified development inspection ^a	Less than five (5) acres	\$225.00	\$225.00	\$0.00
	Five (5) to ten (10) acres	\$425.00	\$425.00	\$0.00
	Over ten (10) acres	\$425.00	\$425.00	\$0.00
	For each additional acre over ten (10) acres	\$50.00	\$50.00	\$0.00
Water permit process inspection ^d	Per LF, minimum \$250	\$1.00	\$1.00	\$0.00
Sewer permit process inspection ^d	Per LF, minimum \$250	\$1.00	\$1.00	\$0.00
Sale of City Publications				
Black & White plan copies	Per page, all sizes	\$1.00	\$1.00	\$0.00
	Per page, 11" x 17"	\$2.00	\$2.00	\$0.00
Color plot charge	Per page, 18" x 24"	\$6.00	\$6.00	\$0.00
	Per page, 24" x 36"	\$13.00	\$13.00	\$0.00
	Per page, 36" x 48"	\$19.00	\$19.00	\$0.00
Other Permits, Fees and Charges				
Non-regulatory sign installation		\$100.00	\$100.00	\$0.00
Engineering reports	Per page	\$0.05	\$0.05	\$0.00
FHA/VA letter		\$20.00	\$20.00	\$0.00
Flood letter		\$20.00	\$20.00	\$0.00
Land development application fee ^d	Water permit	\$300.00	\$200.00	(\$100.00)
Land development application fee ^d	Sewer permit	\$400.00	\$300.00	(\$100.00)
Water extension review fee ^d	Water line, per foot	\$0.25	\$1.00	\$0.75
Sewer extension review fee ^d	Sewer line, per foot	\$0.25	\$1.00	\$0.75
Sewer pump station review fee ^d	Lump sum per pump station	\$500.00	\$500.00	\$0.00
Legal review for reimbursement contract application ^e	Water and sewer	\$125.00	\$125.00	\$0.00
Water/Sewer/Street availability letter		\$20.00	\$20.00	\$0.00
Water meter fee ^f	Determined by meter size	Varies	Varies	N/A
Payment in lieu of ^g	Sidewalks	Varies	Varies	N/A
	Streets	Varies	Varies	N/A

a Re-inspection of driveways/site plans/unified developments more than two (2) times will result in duplicate original fee cost

b Re-review of site plans/subdivision plans/plats reviewed more than three (3) times will result in duplicate original fee cost

c Applicable site plan review fees to apply for sites within the unified development

d Re-review fees may be charged

City of Gastonia FY 2023 - FY 2024 Fee Schedule

	Details/Notes	FY 2023 Adopted Fee	FY 2024 Adopted Fee	Change
Noise permit	Requested 48 hours in advance	\$5.00	\$5.00	\$0.00
	Requested less than 48 hours in advance	\$25.00	\$25.00	\$0.00
Event permit/temporary street closing permit		\$30.00	\$30.00	\$0.00

d Re-review fees may be charged

e For offsite and oversize

f Contact Utilities at 704-836-0037

g Contact Engineering at 704-866-6943

Development Services - Building Services

The building permit fee for new buildings and the addition to or alterations of buildings shall be based upon the cost of general construction, including the cost of electrical, plumbing, heating and air conditioning work per the fee schedule below:

Minimum fee	\$50.00	\$0.00	(\$50.00)
Building Value Amounts			
Up to \$5,999.99	\$55.00	\$0.00	(\$55.00)
\$6,000.00 - \$6,999.99	\$61.60	\$0.00	(\$61.60)
\$7,000.00 - \$7,999.00	\$68.20	\$0.00	(\$68.20)
\$8,000	\$74.80	\$0.00	(\$74.80)
\$9,000	\$81.40	\$0.00	(\$81.40)
\$10,000	\$88.00	\$0.00	(\$88.00)
\$11,000	\$94.60	\$0.00	(\$94.60)
\$12,000	\$101.20	\$0.00	(\$101.20)
\$13,000	\$107.80	\$0.00	(\$107.80)
\$14,000	\$114.40	\$0.00	(\$114.40)
\$15,000	\$121.00	\$0.00	(\$121.00)
\$16,000	\$127.60	\$0.00	(\$127.60)
\$17,000	\$134.20	\$0.00	(\$134.20)
\$18,000	\$140.80	\$0.00	(\$140.80)
\$19,000	\$147.40	\$0.00	(\$147.40)
\$20,000	\$154.00	\$0.00	(\$154.00)
\$21,000	\$160.60	\$0.00	(\$160.60)
\$22,000	\$167.20	\$0.00	(\$167.20)
\$23,000	\$173.80	\$0.00	(\$173.80)
\$24,000	\$180.40	\$0.00	(\$180.40)
\$25,000	\$187.00	\$0.00	(\$187.00)
\$26,000	\$193.60	\$0.00	(\$193.60)
\$27,000	\$200.20	\$0.00	(\$200.20)
\$28,000	\$206.80	\$0.00	(\$206.80)
\$29,000	\$213.40	\$0.00	(\$213.40)
\$30,000	\$220.00	\$0.00	(\$220.00)
\$31,000	\$226.60	\$0.00	(\$226.60)
\$32,000	\$233.20	\$0.00	(\$233.20)
\$33,000	\$239.80	\$0.00	(\$239.80)
\$34,000	\$246.40	\$0.00	(\$246.40)
\$35,000	\$253.00	\$0.00	(\$253.00)
\$36,000	\$259.60	\$0.00	(\$259.60)
\$37,000	\$266.20	\$0.00	(\$266.20)

City of Gastonia FY 2023 - FY 2024 Fee Schedule

Details/Notes	FY 2023 Adopted Fee	FY 2024 Adopted Fee	Change
\$38,000	\$272.80	\$0.00	(\$272.80)
\$39,000	\$279.40	\$0.00	(\$279.40)
\$40,000	\$286.00	\$0.00	(\$286.00)
\$41,000	\$292.60	\$0.00	(\$292.60)
\$42,000	\$299.20	\$0.00	(\$299.20)
\$43,000	\$305.80	\$0.00	(\$305.80)
\$44,000	\$312.40	\$0.00	(\$312.40)
\$45,000	\$319.00	\$0.00	(\$319.00)
\$46,000	\$325.60	\$0.00	(\$325.60)
\$47,000	\$332.20	\$0.00	(\$332.20)
\$48,000	\$338.80	\$0.00	(\$338.80)
\$49,000	\$345.40	\$0.00	(\$345.40)
\$50,000	\$352.00	\$0.00	(\$352.00)
\$51,000	\$357.50	\$0.00	(\$357.50)
\$52,000	\$363.00	\$0.00	(\$363.00)
\$53,000	\$368.50	\$0.00	(\$368.50)
\$54,000	\$374.00	\$0.00	(\$374.00)
\$55,000	\$379.50	\$0.00	(\$379.50)
\$56,000	\$385.00	\$0.00	(\$385.00)
\$57,000	\$390.50	\$0.00	(\$390.50)
\$58,000	\$396.00	\$0.00	(\$396.00)
\$59,000	\$401.50	\$0.00	(\$401.50)
\$60,000	\$407.00	\$0.00	(\$407.00)
\$61,000	\$412.50	\$0.00	(\$412.50)
\$62,000	\$418.00	\$0.00	(\$418.00)
\$63,000	\$423.50	\$0.00	(\$423.50)
\$64,000	\$429.00	\$0.00	(\$429.00)
\$65,000	\$434.50	\$0.00	(\$434.50)
\$66,000	\$440.00	\$0.00	(\$440.00)
\$67,000	\$445.50	\$0.00	(\$445.50)
\$68,000	\$451.00	\$0.00	(\$451.00)
\$69,000	\$456.50	\$0.00	(\$456.50)
\$70,000	\$462.00	\$0.00	(\$462.00)
\$71,000	\$467.50	\$0.00	(\$467.50)
\$72,000	\$473.00	\$0.00	(\$473.00)
\$73,000	\$478.50	\$0.00	(\$478.50)
\$74,000	\$484.00	\$0.00	(\$484.00)
\$75,000	\$489.50	\$0.00	(\$489.50)
\$76,000	\$495.00	\$0.00	(\$495.00)
\$77,000	\$500.50	\$0.00	(\$500.50)
\$78,000	\$506.00	\$0.00	(\$506.00)
\$79,000	\$511.50	\$0.00	(\$511.50)
\$80,000	\$517.00	\$0.00	(\$517.00)
\$81,000	\$522.50	\$0.00	(\$522.50)
\$82,000	\$528.00	\$0.00	(\$528.00)
\$83,000	\$533.50	\$0.00	(\$533.50)
\$84,000	\$539.00	\$0.00	(\$539.00)
\$85,000	\$544.50	\$0.00	(\$544.50)
\$86,000	\$550.00	\$0.00	(\$550.00)
\$87,000	\$555.50	\$0.00	(\$555.50)

City of Gastonia FY 2023 - FY 2024 Fee Schedule

Details/Notes	FY 2023 Adopted Fee	FY 2024 Adopted Fee	Change
\$88,000	\$561.00	\$0.00	(\$561.00)
\$89,000	\$566.50	\$0.00	(\$566.50)
\$90,000	\$572.00	\$0.00	(\$572.00)
\$91,000	\$577.50	\$0.00	(\$577.50)
\$92,000	\$583.00	\$0.00	(\$583.00)
\$93,000	\$588.50	\$0.00	(\$588.50)
\$94,000	\$594.00	\$0.00	(\$594.00)
\$95,000	\$599.50	\$0.00	(\$599.50)
\$96,000	\$605.00	\$0.00	(\$605.00)
\$97,000	\$610.50	\$0.00	(\$610.50)
\$98,000	\$616.00	\$0.00	(\$616.00)
\$99,000	\$621.50	\$0.00	(\$621.50)
\$100,000	\$627.00	\$0.00	(\$627.00)
\$200,000	\$1,122.00	\$0.00	(\$1,122.00)
\$300,000	\$1,589.50	\$0.00	(\$1,589.50)
\$400,000	\$2,029.50	\$0.00	(\$2,029.50)
\$500,000	\$2,469.50	\$0.00	(\$2,469.50)
\$600,000	\$2,854.50	\$0.00	(\$2,854.50)
\$700,000	\$3,239.50	\$0.00	(\$3,239.50)
\$800,000	\$3,624.50	\$0.00	(\$3,624.50)
\$900,000	\$4,009.50	\$0.00	(\$4,009.50)
\$1,000,000	\$4,394.50	\$0.00	(\$4,394.50)
\$2,000,000	\$7,144.50	\$0.00	(\$7,144.50)
\$3,000,000	\$9,894.50	\$0.00	(\$9,894.50)
\$10,000,000	\$29,144.50	\$0.00	(\$29,144.50)

Additional Charges for Building Permits

Technology charge	Percentage of total permit fee	5.00%	5.00%	0.00%
Commercial plan review	Percentage of total permit fee	15.00%	0.00%	-15.00%
Zoning permit fee	Plus technology charge	\$150.00	\$150.00	\$0.00
Re-inspection fee	Per trip	\$50.00	\$0.00	(\$50.00)

Other Permits

Mobile home	Singlewide	\$300.00	\$0.00	(\$300.00)
	Doublewide/triplewide	\$400.00	\$0.00	(\$400.00)
Construction trailers		\$50.00	\$0.00	(\$50.00)
Demolition	Single family residence	\$75.00	\$0.00	(\$75.00)
	Commercial and Industrial	\$100.00	\$0.00	(\$100.00)
Moving Permits	Non-refundable	\$200.00	\$0.00	(\$200.00)
Swimming Pools	Above ground	\$50.00	\$0.00	(\$50.00)
	In ground	\$120.00	\$0.00	(\$120.00)
Accessory buildings	Up to 144 sq ft	\$50.00	\$0.00	(\$50.00)
	> 144 sq ft - 600 sq ft	\$75.00	\$0.00	(\$75.00)
	> 600 sq ft (Residential)	\$150.00	\$0.00	(\$150.00)
	> 600 sq ft (Commercial)	Bldg Cost	\$0.00	N/A
Single trade permits - Residential and commercial (Fee plus technology charge)	Electrical, mechanical and plumbing permits	\$60.00	\$0.00	(\$60.00)
	Equipment change out permits	\$60.00	\$0.00	(\$60.00)

City of Gastonia FY 2023 - FY 2024 Fee Schedule

Details/Notes	FY 2023 Adopted Fee	FY 2024 Adopted Fee	Change	
Penalty for working without permit	Fees double			
<u>Sign fees (other department fees to apply)</u>				
Freestanding	Building fee	\$80.00	\$0.00	(\$80.00)
	Plus technology charge	5.00%	0.00%	-5.00%
	Electric fee for illuminated signs	\$40.00	\$0.00	(\$40.00)
Wall sign	Plus technology charge	5.00%	0.00%	-5.00%
	Electric fee for illuminated signs	\$40.00	\$0.00	(\$40.00)
<u>Other Fees and Charges</u>				
Daycare/family care inspection		\$150.00	\$0.00	(\$150.00)
ABC inspection		\$75.00	\$0.00	(\$75.00)
Change of use		\$75.00	\$0.00	(\$75.00)
Temporary power		\$50.00	\$0.00	(\$50.00)
Returned payment fee	see Financial Services			

Note: Effective August 2022, the City entered into an agreement with Gaston County to consolidate building inspection and permitting services. The fees listed above are no longer being charged by the City, since the City no longer provides the service.

Financial Services

Billing & Customer Service

Service connection fee		\$10.00	\$10.00	\$0.00
Late fee	Percentage of past due balance with minimum of \$5.00	1.50%	1.50%	0.00%
Administration fee		\$25.00	\$25.00	\$0.00
Same day new service	After 3:00 pm	\$35.00	\$35.00	\$0.00
Reconnection fee	During business hours	\$25.00	\$25.00	\$0.00
	After business hours	\$60.00	\$60.00	\$0.00
Returned check fee	Maximum fee as set forth by NC G.S. 25-3-506	\$35.00	\$35.00	\$0.00
Returned payment fee - other than checks	Actual City costs	Varies	Varies	N/A
Meter re-read fee	Customer request	\$10.00	\$10.00	\$0.00
Pole disconnection fee		\$100.00	\$100.00	\$0.00

Utility Deposits for New Service - Residential (inside City limits)

Electric	Minimal risk	\$140.00	\$140.00	\$0.00
	Substantial risk	\$200.00	\$200.00	\$0.00
Water	Minimal risk	\$30.00	\$30.00	\$0.00
	Substantial risk	\$50.00	\$50.00	\$0.00
Sewer	Minimal risk	\$30.00	\$30.00	\$0.00
	Substantial risk	\$50.00	\$50.00	\$0.00

Utility Deposits for New Service - Residential (outside City limits)

Water	Minimal risk	\$50.00	\$50.00	\$0.00
	Substantial risk	\$75.00	\$75.00	\$0.00
Sewer	Minimal risk	\$50.00	\$50.00	\$0.00
	Substantial risk	\$75.00	\$75.00	\$0.00

City of Gastonia FY 2023 - FY 2024 Fee Schedule

Details/Notes	FY 2023 Adopted Fee	FY 2024 Adopted Fee	Change
Utility Deposits for New Service - Non-residential			
Two (2) times average bill amount for location where services are being requested. For new locations, or those without adequate usage history, deposit amount will be determined by the Financial Services Dept.	Varies	Varies	N/A
Tampering Charges			
	\$0.00	\$0.00	\$0.00
Tampering charges - City Code Section 14-529(10)	\$0.00	\$0.00	\$0.00
	\$0.00	\$0.00	\$0.00
	\$0.00	\$0.00	\$0.00
Note: Tampering charges are being replaced by meter interference charges per North Carolina General Statute (see below).			
Meter Interference			
Meter Interference - NC G.S. 14-151	Varies	Varies	N/A
Damage to City-issued utility equipment/meters	Varies	Varies	N/A
Note: Above charges do not include costs associated with locking meters, meter removal or reconnection fees.			
Other Fees			
Meter lock/pull fee	\$55.00	\$55.00	\$0.00
Extra field trip fee	\$35.00	\$35.00	\$0.00
Fire			
NC State Fire Code Permits			
105.4.1 Plan review fee	\$100.00	\$100.00	\$0.00
105.6.1 Aerosol products	\$50.00	\$50.00	\$0.00
105.6.2 Amusement buildings	\$100.00	\$100.00	\$0.00
105.6.3 Aviation facilities	\$50.00	\$50.00	\$0.00
105.6.4 Carbon dioxide	\$50.00	\$50.00	\$0.00
105.6.5 Carnivals and fairs	\$50.00	\$50.00	\$0.00
105.6.6 Cellulose nitrate film	\$50.00	\$50.00	\$0.00
105.6.7 Combustible dust producing operations	\$50.00	\$50.00	\$0.00
105.6.8 Combustible fibers	\$50.00	\$50.00	\$0.00
105.6.9 Compressed gases	\$50.00	\$50.00	\$0.00
105.6.10.1 Covered mall buildings	\$50.00	\$50.00	\$0.00
105.6.10.2 Covered mall buildings	\$50.00	\$50.00	\$0.00
105.6.10.3 Covered mall buildings	\$50.00	\$50.00	\$0.00
105.6.11 Cryogenic fluids	\$50.00	\$50.00	\$0.00
105.6.12 Cutting and welding	\$50.00	\$50.00	\$0.00
105.6.13 Dry cleaning plants	\$50.00	\$50.00	\$0.00
105.6.14 Exhibits and trade shows	\$50.00	\$50.00	\$0.00
105.6.15 Explosives	\$50.00	\$50.00	\$0.00
105.6.16 Fire hydrants and valves	\$50.00	\$50.00	\$0.00
105.6.17-01 Flammable & combustible liquids	\$50.00	\$50.00	\$0.00

City of Gastonia FY 2023 - FY 2024 Fee Schedule

		Details/Notes	FY 2023 Adopted Fee	FY 2024 Adopted Fee	Change
105.6.17-02	Flammable & combustible liquids	Store, handle , use >5 gallons inside or 10 gallons outside (Class I)	\$50.00	\$50.00	\$0.00
105.6.17-03	Flammable & combustible liquids	Store, handle, use Class II or III > 25 gallons inside or 60 gallons outside	\$50.00	\$50.00	\$0.00
105.6.17-04	Flammable & combustible liquids	Class IIIB	\$50.00	\$50.00	\$0.00
105.6.17-05	Flammable & combustible liquids		\$50.00	\$50.00	\$0.00
105.6.17-06	Flammable & combustible liquids	Operate tank vehicles, equipment and dispensing stations	\$50.00	\$50.00	\$0.00
105.6.17-07	Flammable & combustible liquids	Install, alter, remove abandon and place temporarily out of service	\$50.00	\$50.00	\$0.00
105.6.17-08	Flammable & combustible liquids	Change contents of tank to > hazard	\$50.00	\$50.00	\$0.00
105.6.17-09	Flammable & combustible liquids	Manufacture, process, blend or refine	\$50.00	\$50.00	\$0.00
105.6.17-10	Flammable & combustible liquids	Dispense liquid fuel into tanks of motor vehicles	\$50.00	\$50.00	\$0.00
105.6.17-11	Flammable & combustible liquids	Utilize a site for dispensing fuel from tank vehicle	\$50.00	\$50.00	\$0.00
105.6.18	Floor finishing	Class I or II > 350 sq ft	\$50.00	\$50.00	\$0.00
105.6.19	Fruit and crop ripening		\$50.00	\$50.00	\$0.00
105.6.20	Fumigation		\$50.00	\$50.00	\$0.00
105.6.21	Hazardous materials	Store, transport, dispense, use and handle	\$100.00	\$100.00	\$0.00
105.6.22	Hazardous materials	Facilities	\$50.00	\$50.00	\$0.00
105.6.23	High pile storage	Area > 500 sq ft	\$50.00	\$50.00	\$0.00
105.6.24	Hot work		\$50.00	\$50.00	\$0.00
105.6.25	Industrial ovens		\$50.00	\$50.00	\$0.00
105.6.26	Lumber yards and woodworking plants	> 100,000 board ft	\$50.00	\$50.00	\$0.00
105.6.27	Liquid/gas fueled vehicles in place of assembly		\$50.00	\$50.00	\$0.00
105.6.29	Magnesium	> 10 lbs	\$50.00	\$50.00	\$0.00
105.6.30	Miscellaneous combustible storage	Amounts > 2,500 sq ft	\$50.00	\$50.00	\$0.00
105.6.31	Motor fuel dispensing facilities		\$50.00	\$50.00	\$0.00
105.6.32	Open burning	Except in violation of City ordinance	\$50.00	\$50.00	\$0.00
105.6.33	To remove paint with a torch		\$50.00	\$50.00	\$0.00
105.6.34	Open flames and candles		\$50.00	\$50.00	\$0.00
105.6.35	For organic-coating manufacturing operations		\$50.00	\$50.00	\$0.00
105.6.36	Place of assembly	Except non-profits	\$50.00	\$50.00	\$0.00
105.6.37	For removal of service	Private fire hydrants	\$100.00	\$100.00	\$0.00
105.6.38	Pyrotechnic special effects materials		\$100.00	\$100.00	\$0.00
105.6.39	Cellulose nitrate	Storage or handling of > 25 lbs	\$50.00	\$50.00	\$0.00
105.6.40	Refrigeration equipment		\$50.00	\$50.00	\$0.00
105.6.41	Repair garages		\$50.00	\$50.00	\$0.00
105.6.42	Rooftop heliports		\$50.00	\$50.00	\$0.00
105.6.43	Spraying or dipping		\$50.00	\$50.00	\$0.00
105.6.44	Storage of scrap tires and tire by-products		\$50.00	\$50.00	\$0.00

City of Gastonia FY 2023 - FY 2024 Fee Schedule

		FY 2023 Adopted Fee	FY 2024 Adopted Fee	Change
105.6.45	Temporary membrane structures, tents and canopies	\$50.00	\$50.00	\$0.00
105.6.46	Tire re-building plants	\$50.00	\$50.00	\$0.00
105.6.47	Waste handling	\$50.00	\$50.00	\$0.00
105.6.48	Wood products	\$50.00	\$50.00	\$0.00
Chips, lumber, plywood > 200 cu ft				
NC State Fire Code Construction Permits				
105.7.1	Fire sprinkler or automatic fire extinguishing systems	\$52.50	\$52.50	\$0.00
105.7.2	Battery systems	\$52.50	\$52.50	\$0.00
105.7.3	Compressed gas systems	\$52.50	\$52.50	\$0.00
105.7.4	Cryogenic fluid systems	\$52.50	\$52.50	\$0.00
105.7.5	Emergency responder radio coverage	\$52.50	\$52.50	\$0.00
105.7.6	Fire alarm and detection systems	\$52.50	\$52.50	\$0.00
105.7.7	Fire pumps and related equipment	\$52.50	\$52.50	\$0.00
105.7.8	Flammable and combustible liquid systems	\$52.50	\$52.50	\$0.00
105.7.9	Gates and barricade across access roads	\$52.50	\$52.50	\$0.00
105.7.10	Hazardous materials systems	\$52.50	\$52.50	\$0.00
105.7.11	Industrial ovens	\$52.50	\$52.50	\$0.00
105.7.13	Installation of private hydrants	\$52.50	\$52.50	\$0.00
105.7.14	Smoke control or smoke exhaust systems	\$52.50	\$52.50	\$0.00
105.7.15	Solar photovoltaic power systems	\$52.50	\$52.50	\$0.00
105.7.16	Installing spray room, dip tank or both	\$52.50	\$52.50	\$0.00
105.7.17	Installing standpipe systems	\$52.50	\$52.50	\$0.00
105.7.18	Temporary air supported membrane structure and tents	\$52.50	\$52.50	\$0.00
In excess of 400 sq ft				
Other Fees and Charges				
GFD-01	Haz-mat standby	\$200.00	\$200.00	\$0.00
GFD-02	Standby assistance	\$150.00	\$150.00	\$0.00
GFD-03	Excessive false alarms	\$100.00	\$100.00	\$0.00
GFD-04	Excessive false alarms	\$200.00	\$200.00	\$0.00
GFD-05	Excessive false alarms	\$250.00	\$250.00	\$0.00
GFD-06	Fire hydrant flow tests	\$100.00	\$100.00	\$0.00
GFD-07	Fire report	\$3.00	\$3.00	\$0.00
GFD-08	Fire report	\$0.50	\$0.50	\$0.00
GFD-09	Fireworks display	\$200.00	\$200.00	\$0.00
GFD-10	Blasting	\$100.00	\$100.00	\$0.00
GFD-11	Blasting	\$200.00	\$200.00	\$0.00
GFD-12	Third (3rd) Re-inspection service charge	\$50.00	\$50.00	\$0.00
GFD-13	Each violation still evident will carry minimum charge in addition to re-inspection above	\$50.00	\$50.00	\$0.00
GFD-14	Construction re-inspection	\$75.00	\$75.00	\$0.00
Housing & Community Engagement				
Farmer's Market				
	Non-profit organization	\$100.00	\$100.00	\$0.00
Building rental (daily)	Other private use	\$200.00	\$200.00	\$0.00
	Other public use	\$225.00	\$225.00	\$0.00

City of Gastonia FY 2023 - FY 2024 Fee Schedule

Details/Notes	FY 2023 Adopted Fee	FY 2024 Adopted Fee	Change	
Pole shed rental (daily)	Non-profit organization	\$50.00	\$50.00	\$0.00
	Other private use	\$75.00	\$75.00	\$0.00
	Other public use	\$100.00	\$100.00	\$0.00
Security deposit	\$200.00	\$200.00	\$0.00	

Note: Security deposit is required to cover any damage and failure to clean the facilities. Additional liability is the responsibility of the person signing the application for use. If there are damages and/or janitorial services, which require funds over the amount of the security deposit, it is the responsibility of the leasing individual. The deposit will be refunded provided the facilities are cleaned properly and there are no damages. It will take ten (10) days after the event for the deposit to be refunded.

Keep Gastonia Beautiful - Transit advertising

Full bus wrap	Monthly, minimum contract of six (6) months required	\$1,725.00	\$1,725.00	\$0.00
Exterior bus signage	One (1) to three (3) months, per month	\$250.00	\$250.00	\$0.00
	Six (6) months, per month	\$225.00	\$225.00	\$0.00
	Twelve months, per month	\$200.00	\$200.00	\$0.00
	King (see diagram below)			



Queen (see diagram below)	One (1) to three (3) months, per month	\$215.00	\$215.00	\$0.00
	Six (6) months, per month	\$200.00	\$200.00	\$0.00
	Twelve months, per month	\$180.00	\$180.00	\$0.00



Tail (see diagram to the right)	One (1) to three (3) months, per month	\$200.00	\$200.00	\$0.00
	Six (6) months, per month	\$185.00	\$185.00	\$0.00
	Twelve months, per month	\$160.00	\$160.00	\$0.00



Note: All production costs are the responsibility of the advertiser. The cost of installation and returning the bus to original condition are the responsibility of the driver as well. All advertising creative and design must be approved by Gastonia Transit prior to production and can be declined, if believed to be non-compliant with transit advertising policies and standards.

For more information or questions, contact Keep Gastonia Beautiful at 704-866-6906.

City of Gastonia FY 2023 - FY 2024 Fee Schedule

Details/Notes	FY 2023 Adopted Fee	FY 2024 Adopted Fee	Change
Parks & Recreation			
Athletic Team Registrations			
Boys Baseball - Spring League*			
5-6 Tee ball	City team \$35.00	\$35.00	\$0.00
	Non-City team \$85.00	\$85.00	\$0.00
7-8 Coach pitch	City team \$35.00	\$35.00	\$0.00
	Non-City team \$275.00	\$275.00	\$0.00
9-10 & 11-12 Boys baseball	City team \$35.00	\$35.00	\$0.00
	Non-City team \$450.00	\$450.00	\$0.00
13-15 Boys baseball	City team \$35.00	\$35.00	\$0.00
	Non-City team \$500.00	\$500.00	\$0.00
Boys Baseball - Fall League*			
7-8 Coach pitch	City team \$225.00	\$225.00	\$0.00
	Non-City team \$275.00	\$275.00	\$0.00
9-10 & 11-12 Boys baseball	City team \$400.00	\$400.00	\$0.00
	Non-City team \$450.00	\$450.00	\$0.00
13-15 Boys baseball	City team \$450.00	\$450.00	\$0.00
	Non-City team \$500.00	\$500.00	\$0.00
Girls Fast Pitch Softball - Spring League*			
8U Coach pitch	City team \$35.00	\$35.00	\$0.00
	Non-City team \$275.00	\$275.00	\$0.00
10U, 12U and 14U Girls	City team \$35.00	\$35.00	\$0.00
	Non-City team \$450.00	\$450.00	\$0.00
Girls Fast Pitch Softball - Fall League*			
8U Coach pitch	City team \$225.00	\$225.00	\$0.00
	Non-City team \$275.00	\$275.00	\$0.00
10U, 12U and 14U Girls	City team \$400.00	\$400.00	\$0.00
	Non-City team \$450.00	\$450.00	\$0.00
Girls Volleyball - Spring League*			
7-9, 10-12 and 13-15 Girls Volleyball	City team \$35.00	\$35.00	\$0.00
	Non-City team \$200.00	\$200.00	\$0.00
Girls Volleyball - Fall League*			
7-9, 10-12 and 13-15 Girls Volleyball	City team \$150.00	\$150.00	\$0.00
	Non-City team \$200.00	\$200.00	\$0.00
Youth Basketball - Winter League*			
3-4 Coed	City team \$35.00	\$35.00	\$0.00
	Non-City team \$85.00	\$85.00	\$0.00
5-6 Coed	City team \$35.00	\$35.00	\$0.00
	Non-City team \$175.00	\$175.00	\$0.00
7-8 Coed	City team \$35.00	\$35.00	\$0.00
	Non-City team \$450.00	\$450.00	\$0.00
Boys: 9-10, 11-12, 13-15 and Senior High	City team \$35.00	\$35.00	\$0.00
	Non-City team \$450.00	\$450.00	\$0.00

City of Gastonia FY 2023 - FY 2024 Fee Schedule

Details/Notes	FY 2023 Adopted Fee	FY 2024 Adopted Fee	Change	
Girls: 8-10, 10-12 and 13-15	City team	\$35.00	\$35.00	\$0.00
	Non-City team	\$450.00	\$450.00	\$0.00
Youth Basketball - Summer League*				
7-8 Coed	City team	\$400.00	\$400.00	\$0.00
	Non-City team	\$450.00	\$450.00	\$0.00
Boys: 9-10, 11-12 and 13-15	City team	\$400.00	\$400.00	\$0.00
	Non-City team	\$450.00	\$450.00	\$0.00
Girls: 8-10	City team	\$400.00	\$400.00	\$0.00
	Non-City team	\$450.00	\$450.00	\$0.00
Youth Coed Soccer - Fall League*				
Coed: 3-4 & 5-6	City team	\$35.00	\$35.00	\$0.00
	Non-City team	\$150.00	\$150.00	\$0.00
Coed: 7-8	City team	\$35.00	\$35.00	\$0.00
	Non-City team	\$275.00	\$275.00	\$0.00
Coed: 9-10, 11-12 and 13-15	City team	\$35.00	\$35.00	\$0.00
	Non-City team	\$350.00	\$350.00	\$0.00
Youth Coed Soccer - Spring League*				
Coed: 3-4 & 5-6	City team	\$100.00	\$100.00	\$0.00
	Non-City team	\$150.00	\$150.00	\$0.00
Coed: 7-8	City team	\$225.00	\$225.00	\$0.00
	Non-City team	\$275.00	\$275.00	\$0.00
Coed: 9-10, 11-12 and 13-15	City team	\$300.00	\$300.00	\$0.00
	Non-City team	\$350.00	\$350.00	\$0.00
<i>* Team registrations also include additional \$5 per child</i>				
Athletic Individual Registrations				
Boys Baseball - Spring League				
5-6 Tee ball	City resident	\$50.00	\$50.00	\$0.00
	Non-City resident	\$60.00	\$60.00	\$0.00
7-8 Coach pitch	City resident	\$50.00	\$50.00	\$0.00
	Non-City resident	\$60.00	\$60.00	\$0.00
9-10 & 11-12 Boys baseball	City resident	\$60.00	\$60.00	\$0.00
	Non-City resident	\$70.00	\$70.00	\$0.00
13-15 Boys baseball	City resident	\$60.00	\$60.00	\$0.00
	Non-City resident	\$70.00	\$70.00	\$0.00
Boys Baseball - Fall League				
7-8 Coach pitch	All (City and Non-City residents)	\$55.00	\$55.00	\$0.00
9-10 & 11-12 Boys baseball	All (City and Non-City residents)	\$65.00	\$65.00	\$0.00
13-15 Boys baseball	All (City and Non-City residents)	\$65.00	\$65.00	\$0.00
Girls Fast Pitch Softball - Spring League				
8U Coach pitch	City resident	\$40.00	\$40.00	\$0.00
	Non-City resident	\$50.00	\$50.00	\$0.00
10U, 12U and 14U Girls	City resident	\$50.00	\$50.00	\$0.00
	Non-City resident	\$60.00	\$60.00	\$0.00

City of Gastonia FY 2023 - FY 2024 Fee Schedule

Details/Notes	FY 2023 Adopted Fee	FY 2024 Adopted Fee	Change
Girls Fast Pitch Softball - Fall League			
8U Coach pitch	\$50.00	\$50.00	\$0.00
10U, 12U and 14U Girls	\$60.00	\$60.00	\$0.00
Girls Volleyball - Spring League			
7-9, 10-12 and 13-15 Girls Volleyball	\$40.00	\$40.00	\$0.00
	\$50.00	\$50.00	\$0.00
Girls Volleyball - Fall League*			
7-9, 10-12 and 13-15 Girls Volleyball	\$55.00	\$55.00	\$0.00
Youth Basketball - Winter League			
Coed: 3-4, 5-6 and 7-8	\$40.00	\$40.00	\$0.00
	\$50.00	\$50.00	\$0.00
Boys: 9-10, 11-12, 13-15 and Senior High	\$40.00	\$40.00	\$0.00
	\$50.00	\$50.00	\$0.00
Girls: 8-10, 10-12 and 13-15	\$40.00	\$40.00	\$0.00
	\$50.00	\$50.00	\$0.00
Youth Basketball - Summer League			
7-8 Coed	\$65.00	\$65.00	\$0.00
Boys: 9-10, 11-12 and 13-15	\$65.00	\$65.00	\$0.00
Girls: 8-10	\$65.00	\$65.00	\$0.00
Youth Coed Soccer - Fall League			
Coed: 3-4 & 5-6	\$35.00	\$35.00	\$0.00
	\$45.00	\$45.00	\$0.00
Coed: 7-8	\$40.00	\$40.00	\$0.00
	\$50.00	\$50.00	\$0.00
Coed: 9-10, 11-12 and 13-15	\$40.00	\$40.00	\$0.00
	\$50.00	\$50.00	\$0.00
Youth Coed Soccer - Spring League			
Coed: 3-4 & 5-6	\$55.00	\$55.00	\$0.00
	\$65.00	\$65.00	\$0.00
Coed: 7-8	\$65.00	\$65.00	\$0.00
	\$75.00	\$75.00	\$0.00
Coed: 9-10, 11-12 and 13-15	\$65.00	\$65.00	\$0.00
	\$75.00	\$75.00	\$0.00
Youth Coed Flag Football - Spring League			
Coed: 6-13	\$30.00	\$30.00	\$0.00
Youth Coed Flag Football - Fall League			
Coed: 6-13	\$55.00	\$55.00	\$0.00

City of Gastonia FY 2023 - FY 2024 Fee Schedule

Details/Notes	FY 2023 Adopted Fee	FY 2024 Adopted Fee	Change
Adult Sports (per team)			
Softball - One (1) Umpire	City team \$325.00	\$325.00	\$0.00
	Non-City team \$375.00	\$375.00	\$0.00
Softball - Two (2) Umpires	City team \$650.00	\$650.00	\$0.00
	Non-City team \$700.00	\$700.00	\$0.00
Basketball - Two (2) Officials/Two (2) Scorekeepers	City team \$550.00	\$550.00	\$0.00
	Non-City team \$600.00	\$600.00	\$0.00
Volleyball - One (1) Official	City team \$225.00	\$225.00	\$0.00
	Non-City team \$275.00	\$275.00	\$0.00
Kickball - One (1) Umpire	City team \$325.00	\$325.00	\$0.00
	Non-City team \$375.00	\$375.00	\$0.00
Dodgeball - One (1) Official	City team \$225.00	\$225.00	\$0.00
	Non-City team \$275.00	\$275.00	\$0.00
Flag football	City team \$300.00	\$300.00	\$0.00
	Non-City team \$350.00	\$350.00	\$0.00
Community Centers - Adult Recreation Center, Bradley Center, Erwin Center, Phillips Center and Facility Use - Club activity, meeting rooms			
Non-Profit, 0-4 hours	City resident \$25.00	\$25.00	\$0.00
	Non-City resident \$40.00	\$40.00	\$0.00
For Profit, 0-4 hours	City resident \$55.00	\$55.00	\$0.00
	Non-City resident \$75.00	\$75.00	\$0.00
Gymnasium Use			
Non-Profit, 0-4 hours	City resident \$120.00	\$120.00	\$0.00
	Non-City resident \$160.00	\$160.00	\$0.00
For Profit, 0-4 hours	City resident \$220.00	\$220.00	\$0.00
	Non-City resident \$310.00	\$310.00	\$0.00
Kitchen Use			
Non-Profit, 0-4 hours	All (City and Non-City residents) \$20.00	\$20.00	\$0.00
For Profit, 0-4 hours	All (City and Non-City residents) \$40.00	\$40.00	\$0.00
Other Fees & Charges			
Hourly personnel fee during non-operating hours	All (City and Non-City residents) \$30.00	\$30.00	\$0.00
Janitorial service	All (City and Non-City residents) \$50.00	\$50.00	\$0.00
Large picnic shelter	City resident \$20.00	\$20.00	\$0.00
	Non-City resident \$30.00	\$30.00	\$0.00
Swimming Pools			
Erwin Center			
Swimming	Daily rate \$2.00	\$2.00	\$0.00
Swimming lessons	Partnership with YMCA Free	Free	N/A

City of Gastonia FY 2023 - FY 2024 Fee Schedule

Details/Notes	FY 2023 Adopted Fee	FY 2024 Adopted Fee	Change	
Group rentals (two hours)				
25 & under	City resident	\$125.00	\$125.00	\$0.00
	Non-City resident	\$175.00	\$175.00	\$0.00
25-50	City resident	\$200.00	\$200.00	\$0.00
	Non-City resident	\$250.00	\$250.00	\$0.00
51-150	City resident	\$300.00	\$300.00	\$0.00
	Non-City resident	\$350.00	\$350.00	\$0.00
151-250	City resident	\$400.00	\$400.00	\$0.00
	Non-City resident	\$450.00	\$450.00	\$0.00
Lineberger Park				
Swimming	Per session	\$4.00	\$4.00	\$0.00
Swimming lessons	Two (2) week session, total of eight (8) lessons	\$25.00	\$25.00	\$0.00
Group rentals (two hours)				
25 & under	City resident	\$250.00	\$250.00	\$0.00
	Non-City resident	\$300.00	\$300.00	\$0.00
26-75	City resident	\$325.00	\$325.00	\$0.00
	Non-City resident	\$375.00	\$375.00	\$0.00
76-125	City resident	\$400.00	\$400.00	\$0.00
	Non-City resident	\$450.00	\$450.00	\$0.00
126-175	City resident	\$475.00	\$475.00	\$0.00
	Non-City resident	\$525.00	\$525.00	\$0.00
176-225	City resident	\$550.00	\$550.00	\$0.00
	Non-City resident	\$600.00	\$600.00	\$0.00
226-300	City resident	\$625.00	\$625.00	\$0.00
	Non-City resident	\$675.00	\$675.00	\$0.00
Athletic Fields - Bradley Center, Erwin Center, Ferguson Park, Phillips Center, Sims Park Junior				
Daytime use of athletic fields (per hour, per field)	City resident/team	\$15.00	\$15.00	\$0.00
	Non-City resident/team	\$20.00	\$20.00	\$0.00
Nighttime use of athletic fields (per hour, per field)	City resident/team	\$30.00	\$30.00	\$0.00
	Non-City resident/team	\$35.00	\$35.00	\$0.00
Softball complex (includes all four fields) (per day)	City resident/team	\$300.00	\$300.00	\$0.00
	Non-City resident/team	\$400.00	\$400.00	\$0.00
Lights	Per hour, per field	\$20.00	\$20.00	\$0.00
Initial field preparation	Per field	\$50.00	\$50.00	\$0.00
Between game field preparation	Per field	\$25.00	\$25.00	\$0.00
<i>City to receive 25% of gross revenues if user charges admission</i>				
Lineberger Park				
Shelter rentals				
#1 All day rental, nine (9) tables with grill	City resident	\$30.00	\$30.00	\$0.00
	Non-City resident	\$40.00	\$40.00	\$0.00
#2 All day rental, three (3) tables with grill	City resident	\$15.00	\$15.00	\$0.00
	Non-City resident	\$25.00	\$25.00	\$0.00
#3 All day rental, two (2) tables with grill	City resident	\$15.00	\$15.00	\$0.00
	Non-City resident	\$25.00	\$25.00	\$0.00

City of Gastonia FY 2023 - FY 2024 Fee Schedule

Details/Notes	FY 2023 Adopted Fee	FY 2024 Adopted Fee	Change	
#4 All day rental, four (4) tables no grill	City resident	\$15.00	\$15.00	\$0.00
	Non-City resident	\$25.00	\$25.00	\$0.00
#5 All day rental, four (4) tables no grill	City resident	\$15.00	\$15.00	\$0.00
	Non-City resident	\$25.00	\$25.00	\$0.00
#6 10:00 am - 2:00 pm or 3:00 pm - 7:00 pm, nine (9) tables with grill	City resident	\$35.00	\$35.00	\$0.00
	Non-City resident	\$45.00	\$45.00	\$0.00
Gazebo rental	City resident	\$25.00	\$25.00	\$0.00
	Non-City resident	\$35.00	\$35.00	\$0.00
Train	Per person, per ride	\$1.00	\$1.00	\$0.00
Train group/private rentals (per hour)	City resident	\$75.00	\$75.00	\$0.00
	Non-City resident	\$100.00	\$100.00	\$0.00
Martha Rivers Park				
Shelter rentals				
#1 10:00 am - 2:00 pm or 3:00 pm - 7:00 pm, nine (9) tables with grill	City resident	\$35.00	\$35.00	\$0.00
	Non-City resident	\$45.00	\$45.00	\$0.00
#2 10:00 am - 2:00 pm or 3:00 pm - 7:00 pm, nine (9) tables with grill	City resident	\$35.00	\$35.00	\$0.00
	Non-City resident	\$45.00	\$45.00	\$0.00
Youth Complex - Baseball/Soccer fields				
Per field, per game (two hours)	City resident/team	\$40.00	\$40.00	\$0.00
	Non-City resident/team	\$50.00	\$50.00	\$0.00
Per day (four fields)	City resident/team	\$600.00	\$600.00	\$0.00
	Non-City resident/team	\$800.00	\$800.00	\$0.00
Initial field preparation	Per field	\$50.00	\$50.00	\$0.00
Between game field preparation	Per field	\$25.00	\$25.00	\$0.00
Rankin Lake Park				
Building rentals				
Non-Profit/Group	City resident	\$200.00	\$200.00	\$0.00
	Non-City resident	\$300.00	\$300.00	\$0.00
Commercial/For Profit	City resident	\$300.00	\$300.00	\$0.00
	Non-City resident	\$350.00	\$350.00	\$0.00
Security deposit	Refundable	\$100.00	\$100.00	\$0.00
Normal building rental period ends with the park closing at dusk. Additional hours may be		\$30.00	\$30.00	\$0.00
Picnic shelters				
Small - three (3) tables with grill	City resident	\$15.00	\$15.00	\$0.00
	Non-City resident	\$25.00	\$25.00	\$0.00
Large - nine (9) tables with grill	City resident	\$25.00	\$25.00	\$0.00
	Non-City resident	\$35.00	\$35.00	\$0.00
Corporate shelters (4 hour session)	City resident	\$75.00	\$75.00	\$0.00
	Non-City resident	\$100.00	\$100.00	\$0.00
Corporate shelters (both sessions)	City resident	\$125.00	\$125.00	\$0.00
	Non-City resident	\$175.00	\$175.00	\$0.00

City of Gastonia FY 2023 - FY 2024 Fee Schedule

Details/Notes	FY 2023 Adopted Fee	FY 2024 Adopted Fee	Change	
Lake front rentals				
Daily fishing permit: 15 & under	City resident Non-City resident	\$1.00 \$2.00	\$1.00 \$2.00	\$0.00 \$0.00
Daily fishing permit: 16 & older	City resident Non-City resident	\$2.00 \$3.00	\$2.00 \$3.00	\$0.00 \$0.00
Daily fishing permit: 70 & older	All (City and Non-City residents)	\$1.00	\$1.00	\$0.00
Jon boat/canoe	Without motor, per hour Without motor, per day*	\$5.00 \$25.00	\$5.00 \$25.00	\$0.00 \$0.00
One daily fishing permit included with daily boat rental	With motor, per hour With motor, per day	\$11.00 \$40.00	\$11.00 \$40.00	\$0.00 \$0.00
Kayak	Per hour	\$5.00	\$5.00	\$0.00
Pedalboats (two-person)	Per half hour Per hour	\$7.00 \$10.00	\$7.00 \$10.00	\$0.00 \$0.00
Pedalboats (four-person)	Per half hour Per hour	\$8.00 \$12.00	\$8.00 \$12.00	\$0.00 \$0.00
Launch fees for personnel vessel		\$5.00	\$5.00	\$0.00
Sims Park				
Baseball				
Non-profit (local civic, charitable)	City resident/team	\$20.00	\$20.00	\$0.00
Day, per hour	Non-City resident/team	\$30.00	\$30.00	\$0.00
Non-profit (local civic, charitable)	City resident/team	\$40.00	\$40.00	\$0.00
Night, per hour	Non-City resident/team	\$50.00	\$50.00	\$0.00
Profit - tournaments	City resident/team	\$250.00	\$250.00	\$0.00
Day	Non-City resident/team	\$350.00	\$350.00	\$0.00
Profit - tournaments	City resident/team	\$350.00	\$500.00	\$150.00
Nights/weekends/holidays	Non-City resident/team	\$500.00	\$650.00	\$150.00
Initial field preparation	Per field	\$100.00	\$100.00	\$0.00
Between game field preparation	Per field	\$50.00	\$50.00	\$0.00
Musical events/special events/commercial				
Non-profit (local or City school, civic, charitable)	City resident	\$20.00	\$20.00	\$0.00
Day, per hour	Non-City resident	\$30.00	\$30.00	\$0.00
Non-profit (local or City school, civic, charitable)	City resident	\$40.00	\$40.00	\$0.00
Nights/weekends/holidays, per hour	Non-City resident	\$50.00	\$50.00	\$0.00
Commercial/For Profit	Per day	\$1,000.00	\$1,000.00	\$0.00
Tennis court reservations				
Per court, per hour	City resident Non-City resident	\$2.00 \$3.00	\$2.00 \$3.00	\$0.00 \$0.00
Tournaments (per court, per hour)	City resident Non-City resident	\$3.00 \$4.00	\$3.00 \$4.00	\$0.00 \$0.00
Co-sponsored events		Free	Free	N/A
Special events				
Rotary Pavilion Rental fee per day	Government/non-profit/City resident Non government/for profit/non-City resident	\$200.00 \$400.00	\$200.00 \$400.00	\$0.00 \$0.00

City of Gastonia FY 2023 - FY 2024 Fee Schedule

Details/Notes	FY 2023 Adopted Fee	FY 2024 Adopted Fee	Change
Food truck fee	\$35.00	\$35.00	\$0.00
Vendor fee	\$25.00	\$25.00	\$0.00
Vendor power fee	\$15.00	\$15.00	\$0.00
Trash deposit	\$100.00	\$100.00	\$0.00
Event permit / Temporary street closing	\$30.00	\$30.00	\$0.00
Noise permit	\$5.00	\$5.00	\$0.00
Temporary street closing	\$30.00	\$0.00	(\$30.00)
Film permit application	\$75.00	\$75.00	\$0.00
	\$50.00	\$50.00	\$0.00
Equipment rentals			
Aluminum bleachers (3 rows, 15 feet long)	\$50.00	\$50.00	\$0.00
	\$150.00	\$150.00	\$0.00
Dance floor	\$50.00	\$50.00	\$0.00
	\$75.00	\$75.00	\$0.00
	\$100.00	\$100.00	\$0.00
	\$150.00	\$150.00	\$0.00
Skeet & Trap			
Per round (includes 25 targets)	\$5.00	\$5.00	\$0.00
	\$6.00	\$6.00	\$0.00
	\$4.00	\$4.00	\$0.00
	\$3.00	\$3.00	\$0.00
Group rental/corporate events	\$75.00	\$75.00	\$0.00
field rental, per hour (includes targets and safety instructions)	\$100.00	\$100.00	\$0.00
Multiple field use and groups over ten (10) will require an additional staff member at an hourly rate.	\$30.00	\$30.00	\$0.00
Instructional programs			
Fees for instructional programs shall be set at a rate that will defray direct costs including, the instructor, materials, supplies and certain indirect costs.			
All outside City residents will be charged \$5.00 more per class than City residents with the City retaining the entire \$5.00.			
The Parks & Recreation Director or his/her designee has the authority to negotiate terms and associated fees with groups requesting the use of parks and other recreation facilities for major group functions, tournaments or public, special events, both profit and non-profit in nature.			
Planning			
Application for rezoning			
General rezoning (map amendment) request	\$800.00	\$800.00	\$0.00
	\$35.00	\$35.00	\$0.00
Conditional district rezoning (map amendment, conditional)	\$2,000.00	\$2,000.00	\$0.00
	\$50.00	\$50.00	\$0.00

City of Gastonia FY 2023 - FY 2024 Fee Schedule

Details/Notes	FY 2023 Adopted Fee	FY 2024 Adopted Fee	Change
Other hearings			
Amendment to conditional district	Public hearing required \$800.00	\$800.00	\$0.00
	Administrative approval \$500.00	\$500.00	\$0.00
Special (conditional) use permit	Residential and non-residential \$800.00	\$800.00	\$0.00
	Additional cost per acre \$40.00	\$40.00	\$0.00
Vested rights	\$500.00	\$500.00	\$0.00
Text amendments	\$500.00	\$500.00	\$0.00
Board of Adjustment	Hearing variance & special exceptions \$750.00	\$750.00	\$0.00
	Appeals \$350.00	\$350.00	\$0.00
Zoning Letters			
Zoning verification letter	cost plus technology charge \$150.00	\$150.00	\$0.00
Technology charge	Percentage of total permit fee 5.00%	5.00%	0.00%
Zoning Reviews and Inspections			
Zoning review fee	Standard \$150.00	\$150.00	\$0.00
	Demolition permits \$50.00	\$50.00	\$0.00
	Temporary uses \$100.00	\$100.00	\$0.00
Zoning re-inspection fee	\$50.00	\$50.00	\$0.00
Zoning site plan review	Minor (less than one (1) acre, developed) \$500.00	\$500.00	\$0.00
	Major (more than one (1), but less Major (per acre, over five (5) acres) \$800.00	\$800.00	\$0.00
	\$50.00	\$50.00	\$0.00
Planning subdivision review	Per subdivision \$300.00	\$300.00	\$0.00
	Per lot \$30.00	\$30.00	\$0.00
Final plat review (planning)	Minor subdivision, easement, \$50.00	\$50.00	\$0.00
	Major subdivision \$50.00	\$50.00	\$0.00
	Major subdivision, per lot \$5.00	\$5.00	\$0.00
Sign Permits			
Zoning sign permit fee	cost plus technology charge \$150.00	\$150.00	\$0.00
Technology charge	Percentage of total permit fee 5.00%	5.00%	0.00%
Electronic changeable message (ECMS) board	Typically LED		
ECMS sign fee	Freestanding and attached/wall \$400.00	\$400.00	\$0.00
ECMS storefront sign fee	Per UDO section 12.15 \$150.00	\$150.00	\$0.00
Publications			
Comprehensive plan	\$30.00	\$30.00	\$0.00
GIS service	8 1/2" x 11" color map \$1.00	\$1.00	\$0.00
	8 1/2" x 14" color map \$1.00	\$1.00	\$0.00
	11" x 17" color map \$2.00	\$2.00	\$0.00
	18" x 24" color map \$6.00	\$6.00	\$0.00
	24" x 36" color map \$13.00	\$13.00	\$0.00
	36" x 48" color map \$19.00	\$19.00	\$0.00
GIS aerials & custom maps	Per quarter hour to create \$8.00	\$8.00	\$0.00
	Per sq ft for plotting \$1.00	\$1.00	\$0.00
Unified Development Ordinance	\$25.00	\$25.00	\$0.00
	Updates \$15.00	\$15.00	\$0.00

City of Gastonia FY 2023 - FY 2024 Fee Schedule

	Details/Notes	FY 2023 Adopted Fee	FY 2024 Adopted Fee	Change
Zoning map	Black and white	\$15.00	\$15.00	\$0.00
	Color	\$25.00	\$25.00	\$0.00
Police				
Firing range, public access per day	City resident	\$5.00	\$5.00	\$0.00
	Non-City resident	\$10.00	\$10.00	\$0.00
Parking violations	City code 6-291(b)	\$5.00	\$5.00	\$0.00
	City code 6-291(b)	\$26.00	\$26.00	\$0.00
Report copies	Non-City resident	\$1.00	\$0.00	(\$1.00)
Fingerprints		\$10.00	\$10.00	\$0.00
Noise permits	48 hours in advance	\$5.00	\$5.00	\$0.00
	Less than 48 hours in advance	\$25.00	\$25.00	\$0.00
Rental property manual		\$10.00	\$10.00	\$0.00
Precious metal/pawn application		\$180.00	\$180.00	\$0.00
Adult business fee		\$500.00	\$500.00	\$0.00
Public Utilities - Electric				
Schedule RS - Residential Service				
Facility charge	All months	\$21.00	\$21.00	\$0.00
Energy charge, per kWh	Summer months (June - Sept)	\$0.10331	\$0.10331	\$0.00000
	Winter months (Oct - May)	\$0.09331	\$0.09331	\$0.00000
Schedule SGS - small general service demand				
Load qualifications: < 100kW				
Facility charge	All months	\$33.00	\$33.00	\$0.00
Billing demand > 30kW	All months	\$13.50	\$13.50	\$0.00
Energy charge, per kWh for the first 3,000 kWh	All months	\$0.13333	\$0.13333	\$0.00000
Energy charge, per kWh > 3,000	All months	\$0.08500	\$0.08500	\$0.00000
Schedule MGS - medium general service demand				
Load qualifications: ≥ 100kW & ≤ 250 kW				
Facility charge	All months	\$100.00	\$100.00	\$0.00
All demand	All months	\$13.00	\$13.00	\$0.00
All energy	All months	\$0.06006	\$0.06006	\$0.00000
Schedule LGS - large general service demand				
Load qualifications: ≥ 250 kW & ≤ 500 kW				
Facility charge	All months	\$150.00	\$150.00	\$0.00
All demand	All	\$13.00	\$13.00	\$0.00
Energy charge, per kWh	All	\$0.06052	\$0.06052	\$0.00

City of Gastonia FY 2023 - FY 2024 Fee Schedule

Details/Notes	FY 2023 Adopted Fee	FY 2024 Adopted Fee	Change	
Schedule XLGS - very large general service demand				
Minimum billing demand and load qualifications: ≥ 500kW				
Facility charge	All months	\$120.00	\$120.00	\$0.00
Per kWh of billing demand	Summer months (June - Sept)	\$14.00	\$14.00	\$0.00
	Winter months (Oct - May)	\$12.00	\$12.00	\$0.00
Energy charge, per kWh	Summer months (June - Sept)	\$0.06622	\$0.06622	\$0.00000
	Winter months (Oct - May)	\$0.06122	\$0.06122	\$0.00000
Schedule CO - commercial other				
No minimum billing demand and load qualifications: No kW restrictions				
Facility charge	All months	\$31.00	\$31.00	\$0.00
First 10 kWh of billing demand	No charge	\$0.00	\$0.00	\$0.00
Per kWh > 10 of billing demand	Summer months (June - Sept)	\$4.50	\$4.50	\$0.00
	Winter months (Oct - May)	\$4.50	\$4.50	\$0.00
Energy charge, per kWh for the first 1,000 kWh	Summer months (June - Sept)	\$0.13701	\$0.13701	\$0.00000
	Winter months (Oct - May)	\$0.13201	\$0.13201	\$0.00000
Energy charge, per kWh > 1,000	Summer months (June - Sept)	\$0.11068	\$0.11068	\$0.00000
	Winter months (Oct - May)	\$0.10568	\$0.10568	\$0.00000
Schedule TOU - large general use of time				
Minimum billing demand = 50% of contract demand and load qualifications: ≥ 100kW				
Facility charge	All months	\$151.25	\$151.25	\$0.00
Per kWh of billing demand	Summer months (June - Sept)	\$15.00	\$15.00	\$0.00
	Winter months (Oct - May)	\$13.00	\$13.00	\$0.00
Energy charge, per kWh	Summer months (June - Sept)	\$0.06476	\$0.06476	\$0.00000
	Winter months (Oct - May)	\$0.05976	\$0.05976	\$0.00000
Schedule OP - on peak rate (OP-03-3I)				
Billing demand = coincident peak demand and load qualifications: ≥ 2,500 kW				
Facility charge	All months	\$1,000.00	\$1,000.00	\$0.00
Per kWh of billing demand	Summer months (June - Sept)	\$15.00	\$15.00	\$0.00
	Winter months (Oct - May)	\$5.25	\$5.25	\$0.00
Per kWh of excess demand	Summer months (June - Sept)	\$3.00	\$3.00	\$0.00
	Winter months (Oct - May)	\$3.00	\$3.00	\$0.00
Energy charge, per kWh for on peak	Summer months (June - Sept)	\$0.06069	\$0.06069	\$0.00000
	Winter months (Oct - May)	\$0.05536	\$0.05536	\$0.00000
Energy charge, per kWh for off peak	Summer months (June - Sept)	\$0.05778	\$0.05778	\$0.00000
	Winter months (Oct - May)	\$0.05393	\$0.05393	\$0.00000
Schedule CO1I - coincident peak rate (08-1I)				
Billing demand = coincident peak demand and load qualifications: ≥ 100 kW & < 500 kW				
Facility charge	All months	\$180.00	\$180.00	\$0.00
Per kWh of billing demand	Summer months (June - Sept)	\$19.20	\$19.20	\$0.00
	Winter months (Oct - May)	\$6.00	\$6.00	\$0.00
Per kWh of excess demand	Summer months (June - Sept)	\$5.00	\$5.00	\$0.00
	Winter months (Oct - May)	\$5.00	\$5.00	\$0.00
Energy charge, per kWh for on peak	Summer months (June - Sept)	\$0.05535	\$0.05535	\$0.00000
	Winter months (Oct - May)	\$0.05000	\$0.05000	\$0.00000
Energy charge, per kWh for off peak	Summer months (June - Sept)	\$0.05151	\$0.05151	\$0.00000
	Winter months (Oct - May)	\$0.04932	\$0.04932	\$0.00000

City of Gastonia FY 2023 - FY 2024 Fee Schedule

Details/Notes	FY 2023 Adopted Fee	FY 2024 Adopted Fee	Change	
Schedule CO1C - coincident peak rate (08-2C)				
Billing demand = coincident peak demand and load qualifications: ≥ 250 kW & < 750 kW				
Facility charge	All months	\$1,000.00	\$1,000.00	\$0.00
Per kWh of billing demand	Summer months (June - Sept)	\$19.00	\$19.00	\$0.00
	Winter months (Oct - May)	\$6.00	\$6.00	\$0.00
Per kWh of excess demand	Summer months (June - Sept)	\$5.00	\$5.00	\$0.00
	Winter months (Oct - May)	\$5.00	\$5.00	\$0.00
Energy charge, per kWh for on peak	Summer months (June - Sept)	\$0.04751	\$0.04751	\$0.00000
	Winter months (Oct - May)	\$0.04430	\$0.04430	\$0.00000
Energy charge, per kWh for off peak	Summer months (June - Sept)	\$0.04516	\$0.04516	\$0.00000
	Winter months (Oct - May)	\$0.04324	\$0.04324	\$0.00000
Schedule CO2I - coincident peak rate (08-2I)				
Billing demand = coincident peak demand and load qualifications: ≥ 500 kW & < 2,000 kW				
Facility charge	All months	\$1,000.00	\$1,000.00	\$0.00
Per kWh of billing demand	Summer months (June - Sept)	\$17.10	\$17.10	\$0.00
	Winter months (Oct - May)	\$5.50	\$5.50	\$0.00
Per kWh of excess demand	Summer months (June - Sept)	\$5.00	\$5.00	\$0.00
	Winter months (Oct - May)	\$5.00	\$5.00	\$0.00
Energy charge, per kWh for on peak	Summer months (June - Sept)	\$0.04519	\$0.04519	\$0.00000
	Winter months (Oct - May)	\$0.04400	\$0.04400	\$0.00000
Energy charge, per kWh for off peak	Summer months (June - Sept)	\$0.04126	\$0.04126	\$0.00000
	Winter months (Oct - May)	\$0.04126	\$0.04126	\$0.00000
Schedule CO3C - coincident peak rate (08-3C)				
Billing demand = coincident peak demand and load qualifications: ≥ 750 kW & < 4,000 kW				
Facility charge	All months	\$1,000.00	\$1,000.00	\$0.00
Per kWh of billing demand	Summer months (June - Sept)	\$19.00	\$19.00	\$0.00
	Winter months (Oct - May)	\$6.00	\$6.00	\$0.00
Per kWh of excess demand	Summer months (June - Sept)	\$5.00	\$5.00	\$0.00
	Winter months (Oct - May)	\$5.00	\$5.00	\$0.00
Energy charge, per kWh for on peak	Summer months (June - Sept)	\$0.05102	\$0.05102	\$0.00000
	Winter months (Oct - May)	\$0.04862	\$0.04862	\$0.00000
Energy charge, per kWh for off peak	Summer months (June - Sept)	\$0.04756	\$0.04756	\$0.00000
	Winter months (Oct - May)	\$0.04649	\$0.04649	\$0.00000
Schedule CO3I - coincident peak rate (08-3I)				
Billing demand = coincident peak demand and load qualifications: ≥ 2,000 kW				
Facility charge	All months	\$1,000.00	\$1,000.00	\$0.00
Per kWh of billing demand	Summer months (June - Sept)	\$17.10	\$17.10	\$0.00
	Winter months (Oct - May)	\$5.50	\$5.50	\$0.00
Per kWh of excess demand	Summer months (June - Sept)	\$5.00	\$5.00	\$0.00
	Winter months (Oct - May)	\$5.00	\$5.00	\$0.00
Energy charge, per kWh for on peak	Summer months (June - Sept)	\$0.04737	\$0.04737	\$0.00000
	Winter months (Oct - May)	\$0.04572	\$0.04572	\$0.00000
Energy charge, per kWh for off peak	Summer months (June - Sept)	\$0.04408	\$0.04408	\$0.00000
	Winter months (Oct - May)	\$0.04298	\$0.04298	\$0.00000

City of Gastonia FY 2023 - FY 2024 Fee Schedule

Details/Notes	FY 2023 Adopted Fee	FY 2024 Adopted Fee	Change
Riders			
REPS Charge			
Residential	\$0.85	\$0.84	(\$0.01)
Commercial	\$4.65	\$4.58	(\$0.07)
Industrial	\$47.92	\$47.20	(\$0.72)
RECR-1: Wind and biomass energy credit and solar photovoltaic energy credit (\$ per kW)			
On-peak	\$0.0321	\$0.04041	\$0.00831
Off-peak	\$0.0110	\$0.01366	\$0.00266

Outdoor lighting service

Leased outdoor lighting is available to customers for lighting outdoor areas at locations on the City of Gastonia's distribution system. Service may be withheld or discontinued at the option of the City.

Area lights

Mercury Vapor (MV) ^a

Class & kWh

per month Style

A 75	175 w MV security light	Existing pole, per month	\$9.05	\$9.05	\$0.00
		New pole, per month	\$14.45	\$14.45	\$0.00
		New pole with underground, per month	\$18.30	\$18.30	\$0.00
B 152	400 w MV security light	Existing pole, per month	\$13.20	\$13.20	\$0.00
		New pole, per month	\$18.60	\$18.60	\$0.00
		New pole with underground, per month	\$22.45	\$22.45	\$0.00

^a No longer available effective January 1, 2008

High Pressure Sodium (HPS) ^b

Class & kWh

per month Style

M 47	100 w HPS security light	Existing pole, per month	\$9.50	\$9.50	\$0.00
		New pole, per month	\$14.90	\$14.90	\$0.00
		New pole with underground, per month	\$18.75	\$18.75	\$0.00
E 47	100 w HPS deluxe traditional	New pole with underground, per month	\$27.15	\$27.15	\$0.00
J 47	100 w HPS LED acorn	New pole with underground, per month	\$27.85	\$27.85	\$0.00
C 70	150 w HPS security light	Existing pole, per month	\$10.55	\$10.55	\$0.00
		New pole, per month	\$15.95	\$15.95	\$0.00
		New pole with underground, per month	\$19.80	\$19.80	\$0.00
D 104	250 w HPS security light	Existing pole, per month	\$12.80	\$12.80	\$0.00
		New pole, per month	\$18.20	\$18.20	\$0.00
		New pole with underground, per month	\$22.05	\$22.05	\$0.00
F 104	One (1) 250 w HPS shoe box light (on a square aluminum pole)	New pole with underground, per month	\$35.15	\$35.15	\$0.00
G 208	Two (2) 250 w HPS shoe box lights (on a square aluminum pole)	New pole with underground, per month	\$59.50	\$59.50	\$0.00

^b No longer available effective January 1, 2016

City of Gastonia FY 2023 - FY 2024 Fee Schedule

		Details/Notes	FY 2023 Adopted Fee	FY 2024 Adopted Fee	Change
Light Emitting Diode (LED)					
Class & kWh per month Style					
R 15	50 w LED security light (to replace 100 w HPS)	Existing pole, per month	\$9.50	\$9.50	\$0.00
		New pole, per month	\$14.90	\$14.90	\$0.00
		New pole with underground, per month	\$18.75	\$18.75	\$0.00
X 14	47 w HPS deluxe traditional fixture on fiberglass pole ^c	New pole with underground, per month	\$27.15	\$27.15	\$0.00
V 12	40 w LED acorn fixture on fiberglass pole ^c	New pole with underground, per month	\$27.85	\$27.85	\$0.00
W 12	40 w LED acorn on fluted pole ^c	New pole with underground, per month	\$39.00	\$39.00	\$0.00
S 22	73 w LED security light	Existing pole, per month	\$10.55	\$10.55	\$0.00
		New pole, per month	\$15.95	\$15.95	\$0.00
		New pole with underground, per month	\$19.80	\$19.80	\$0.00
T 48	161 w LED security light	Existing pole, per month	\$12.80	\$12.80	\$0.00
		New pole, per month	\$18.20	\$18.20	\$0.00
		New pole with underground, per month	\$22.05	\$22.05	\$0.00
Y 48	One (1) 161 w LED shoebox light (on a square aluminum pole) ^c	New pole with underground, per month	\$35.15	\$35.15	\$0.00
Z 96	Two (2) 161 w LED shoebox lights (on a square aluminum pole) ^c	New pole with underground, per month	\$59.50	\$59.50	\$0.00
U	207 w LED security light	Existing pole, per month	\$18.60	\$18.60	\$0.00
		New pole, per month	\$24.00	\$24.00	\$0.00
		New pole with underground, per month	\$27.85	\$27.85	\$0.00
AA 62	207 w LED shoebox ^c	New pole with underground, per month	\$41.55	\$41.55	\$0.00
BB 124	Two (2) 207 w LED shoebox lights ^c	New pole with underground, per month	\$74.20	\$74.20	\$0.00

^c Subject to ten (10) year contract term

Metal Halide^d

Class & kWh per month Style					
K 155	Security light	Existing pole, per month	\$18.60	\$18.60	\$0.00
		New pole, per month	\$24.00	\$24.00	\$0.00
		New pole with underground, per month	\$27.85	\$27.85	\$0.00
N 155	One (1) shoebox light (on a square aluminum pole)	New pole with underground, per month	\$41.55	\$41.55	\$0.00
O 310	Two (2) shoebox lights (on a square aluminum pole)	New pole with underground, per month	\$74.20	\$74.20	\$0.00

^d No longer available effective January 1, 2016

City of Gastonia FY 2023 - FY 2024 Fee Schedule

Details/Notes		FY 2023 Adopted Fee	FY 2024 Adopted Fee	Change	
Flood Lights					
Class & kWh					
per month	Style				
H 104	High pressure sodium	Existing pole, per month	\$15.65	\$15.65	\$0.00
		New pole, per month	\$22.10	\$22.10	\$0.00
		New pole with underground, per month	\$25.95	\$25.95	\$0.00
I 156	High pressure sodium	Existing pole, per month	\$21.15	\$21.15	\$0.00
		New pole, per month	\$24.55	\$24.55	\$0.00
		New pole with underground, per month	\$28.40	\$28.40	\$0.00
L 155	Metal halide	Existing pole, per month	\$19.05	\$19.05	\$0.00
		New pole, per month	\$26.20	\$26.20	\$0.00
		New pole with underground, per month	\$30.05	\$30.05	\$0.00
CC 58	Light emitting diode (LED)	Existing pole, per month	\$19.05	\$19.05	\$0.00
		New pole, per month	\$26.20	\$26.20	\$0.00
		New pole with underground, per month	\$30.05	\$30.05	\$0.00
Electric Utilities					
Residential underground service	By customer request	\$300.00	\$300.00	\$0.00	
Residential electric meter test	By customer request	\$60.00	\$60.00	\$0.00	
Pulse meters for commercial and industrial service	Per month	\$26.00	\$26.00	\$0.00	
Public Utilities - Water & Sewer (Two Rivers Utilities)					
Miscellaneous fire hydrant use					
Short term	Per day	\$30.00	\$30.00	\$0.00	
Long term, 3/4" hydrant meter	Per month	\$100.00	\$100.00	\$0.00	
Long term, 3" hydrant meter	Per month	\$200.00	\$200.00	\$0.00	
<i>In addition to per day/month charges above, customer must pay water usage at the adopted non-residential water rate</i>					
Water meter placement fees					
ERT meter placement fees	3/4" meter	\$233.00	\$300.00	\$67.00	
	1" meter	\$391.00	\$500.00	\$109.00	
	1 1/2" meter	\$964.00	\$1,000.00	\$36.00	
	2" meter	\$1,250.00	\$1,600.00	\$350.00	
	3" and larger meter	Cost + 20%	Cost + 20%	N/A	
Testing fees					
At customer request and cost is if meter is found to be within AWAA specifications	3/4" to 2" meters	\$60.00	\$92.00	\$32.00	
At customer request and cost is per annual contract if	3" and larger meters	Varies		N/A	
Water service pressure test	Applicable if problem is found to be on customer's side	\$60.00	\$72.00	\$12.00	
Fire hydrant flow test	Per hydrant	\$100.00	\$100.00	\$0.00	

City of Gastonia FY 2023 - FY 2024 Fee Schedule

Details/Notes	FY 2023 Adopted Fee	FY 2024 Adopted Fee	Change	
Other Fees and Charges				
Adjustments to water meter boxes, sewer cleanouts and manhole ring and covers, due to grading by property owner/contractor	\$440 Fee + cost of materials	\$185.00	\$440.00	\$255.00
Replacing water meter boxes damaged by property		\$210.00	\$440.00	\$230.00
Relocation of existing water and sewer services	Per owner request, estimates on case-by-case basis; \$150 minimum	\$150.00	\$150.00	\$0.00
Reduction in size of water service	Estimates on case-by-case basis; \$100 minimum	\$100.00	\$100.00	\$0.00
Fire hydrant installation or relocation	Per owner request, estimates on case-by-case basis	Varies	Varies	N/A
Repairs to City facilities due to damage by others	Cost is based on time and materials necessary for repairs	Varies	Varies	N/A
Utilities Maintenance Division				
Fee for relocating a water meter	Up to eight (8) feet	\$150.00	\$440.00	\$290.00
	Over eight (8) feet and up to 15 feet	\$250.00	Tap Fee	N/A
Fee for locating sewer tap using video truck	Cost based on equipment and labor to video sewer main to locate tap	\$200.00	\$220.00	\$20.00
Fee for plugging sewer line and removal of plug for non-pay	Cost based on equipment and labor to place plug and remove plug in sewer New tap with cleanout	\$0.00	\$440.00	\$440.00
Fee for capping sewer line and removal of cap for non-pay	Cost based on equipment and labor to place cap or remove cap in Sewer tap without cleanout	\$200.00	\$1,650.00	\$1,450.00
Water Rates				
Customer charge		\$3.59	\$3.59	\$0.00
Availability charge				
3/4" meter	Inside City	\$10.80	\$10.80	\$0.00
	Outside City	\$21.60	\$21.60	\$0.00
1" meter	Inside City	\$27.05	\$27.05	\$0.00
	Outside City	\$54.00	\$54.00	\$0.00
1 1/2" meter	Inside City	\$54.00	\$54.00	\$0.00
	Outside City	\$107.90	\$107.90	\$0.00
2" meter	Inside City	\$86.30	\$86.30	\$0.00
	Outside City	\$172.60	\$172.60	\$0.00
3" meter	Inside City	\$172.60	\$172.60	\$0.00
	Outside City	\$345.10	\$345.10	\$0.00
4" meter	Inside City	\$269.65	\$269.65	\$0.00
	Outside City	\$539.30	\$539.30	\$0.00
6" meter	Inside City	\$539.30	\$539.30	\$0.00
	Outside City	\$1,078.55	\$1,078.55	\$0.00

City of Gastonia FY 2023 - FY 2024 Fee Schedule

	Details/Notes	FY 2023 Adopted Fee	FY 2024 Adopted Fee	Change
8" meter	Inside City	\$862.70	\$862.70	\$0.00
	Outside City	\$1,723.25	\$1,723.25	\$0.00
10" meter	Inside City	\$1,348.25	\$1,348.25	\$0.00
	Outside City	\$2,696.40	\$2,696.40	\$0.00
12" meter	Inside City	\$2,323.00	\$2,323.00	\$0.00
	Outside City	\$4,639.15	\$4,639.15	\$0.00
<i>Availability charges for customers with compound meters will be based on the larger meter size. Fire protection (sprinkler connection) charges will be customer charge plus 10% of the appropriate availability charge, based on connection size.</i>				
Volume charges	Per 1,000 gallons			
Residential	Inside City (0 - 5,000 gal)	\$3.20	\$3.20	\$0.00
	Outside City (0 - 5,000 gal)	\$6.39	\$6.39	\$0.00
	Inside City (5,001 - 12,000 gal)	\$3.49	\$3.49	\$0.00
	Outside City (5,001 - 12,000 gal)	\$7.00	\$7.00	\$0.00
	Inside City (over 12,000 gal)	\$4.11	\$4.11	\$0.00
	Outside City (over 12,000 gal)	\$8.20	\$8.20	\$0.00
Non-residential	Inside City	\$3.49	\$3.49	\$0.00
	Outside City	\$7.00	\$7.00	\$0.00
Irrigation	Inside City (0 - 12,000 gal)	\$3.49	\$3.49	\$0.00
	Outside City (0 - 12,000 gal)	\$7.00	\$7.00	\$0.00
	Inside City (over 12,000 gal)	\$4.11	\$4.11	\$0.00
	Outside City (over 12,000 gal)	\$8.20	\$8.20	\$0.00
Municipal wholesale		\$3.34	\$3.34	\$0.00
Special Irrigation Rate	Inside City	\$0.95	\$0.95	\$0.00
Raw water	Volume charge per 1,000 gallons	\$0.43	\$0.43	\$0.00
Sewer rates				
Customer charge		\$3.59	\$3.59	\$0.00
Availability charge				
3/4" meter	Inside City	\$15.55	\$15.55	\$0.00
	Outside City	\$27.15	\$27.15	\$0.00
1" meter	Inside City	\$39.00	\$39.00	\$0.00
	Outside City	\$67.60	\$67.60	\$0.00
1 1/2" meter	Inside City	\$77.60	\$77.60	\$0.00
	Outside City	\$135.10	\$135.10	\$0.00
2" meter	Inside City	\$124.30	\$124.30	\$0.00
	Outside City	\$216.10	\$216.10	\$0.00
3" meter	Inside City	\$248.30	\$248.30	\$0.00
	Outside City	\$432.20	\$432.20	\$0.00
4" meter	Inside City	\$388.30	\$388.30	\$0.00
	Outside City	\$675.50	\$675.50	\$0.00
6" meter	Inside City	\$776.40	\$776.40	\$0.00
	Outside City	\$1,350.90	\$1,350.90	\$0.00
8" meter	Inside City	\$1,241.75	\$1,241.75	\$0.00
	Outside City	\$2,160.60	\$2,160.60	\$0.00
10" meter	Inside City	\$1,941.15	\$1,941.15	\$0.00
	Outside City	\$3,377.40	\$3,377.40	\$0.00

City of Gastonia FY 2023 - FY 2024 Fee Schedule

Details/Notes		FY 2023 Adopted Fee	FY 2024 Adopted Fee	Change	
12" meter	Inside City	\$3,342.25	\$3,342.25	\$0.00	
	Outside City	\$5,835.65	\$5,835.65	\$0.00	
<i>Availability charges for customers with compound meters will be based on the larger meter size. Fire protection (sprinkler connection) charges will be customer charge plus 10% of the appropriate availability charge, based on connection size.</i>					
Volume charges		Per 1,000 gallons			
Residential	Inside City	\$4.61	\$4.61	\$0.00	
	Outside City	\$8.00	\$8.00	\$0.00	
Non-residential	Inside City	\$4.61	\$4.61	\$0.00	
	Outside City	\$8.00	\$8.00	\$0.00	
Municipal wholesale		\$4.61	\$4.61	\$0.00	
Unmetered sewer customers (based on 6,000 gallons usage)	Inside City	\$46.80	\$46.80	\$0.00	
	Outside City	\$78.74	\$78.74	\$0.00	
Wastewater treatment surcharges					
High strength BOD, greater than 275 mg/l	Per lb	\$0.2140	\$0.2140	\$0.0000	
High strength TSS, greater than 250 mg/l	Per lb	\$0.0891	\$0.1332	\$0.0441	
High strength TKN, greater than 35 mg/l	Per lb	\$0.8728	\$1.2626	\$0.3898	
High strength TP, greater than 8 mg/l	Per lb	\$2.6947	\$4.5423	\$1.8476	
Other Fees and Charges					
Significant industrial user permit fee	Initial issuance	\$1,000.00	\$1,000.00	\$0.00	
	Annual maintenance	\$250.00	\$250.00	\$0.00	
	Reopening fee	\$500.00	\$500.00	\$0.00	
General user permit fees	Initial issuance	\$250.00	\$250.00	\$0.00	
	Annual maintenance	\$100.00	\$100.00	\$0.00	
Pretreatment monitoring fees	Composite sampling event	\$300.00	\$300.00	\$0.00	
	Grab sampling event	\$150.00	\$150.00	\$0.00	
Acute toxicity screening		Cost + 20%	Cost + 20%	N/A	
Chronic toxicity screening		Cost + 20%	Cost + 20%	N/A	
OCPSF analysis		\$300.00	\$300.00	\$0.00	
TTO with pesticides analysis		\$400.00	\$400.00	\$0.00	
TTO without pesticides analysis		\$300.00	\$300.00	\$0.00	
Centralized waste stream analysis		\$150.00	\$150.00	\$0.00	
System Development Fees, Assessment Rates and Tap Fees					
Water Fees					
Water Mult. Meter Size					
1	3/4"	System development fee	\$2,120.00	\$2,120.00	\$0.00
		Tap fee	\$1,958.00	\$2,243.00	\$285.00
2.5	1"	System development fee	\$5,300.00	\$5,300.00	\$0.00
		Tap fee	\$2,220.00	\$2,605.00	\$385.00
5	1 1/2"	System development fee	\$10,600.00	\$10,600.00	\$0.00
		Tap fee	\$4,028.00	\$4,328.00	\$300.00
8	2"	System development fee	\$16,960.00	\$16,960.00	\$0.00
		Tap fee	\$4,788.00	\$5,463.00	\$675.00
16	3"	System development fee	\$33,920.00	\$33,920.00	\$0.00
		Tap fee	see note 1	see note 1	N/A

City of Gastonia FY 2023 - FY 2024 Fee Schedule

		Details/Notes	FY 2023 Adopted Fee	FY 2024 Adopted Fee	Change
25	4"	System development fee	\$53,000.00	\$53,000.00	\$0.00
		Tap fee	see note 1	see note 1	N/A
50	6"	System development fee	\$106,000.00	\$106,000.00	\$0.00
		Tap fee	see note 1	see note 1	N/A
80	8"	System development fee	\$169,600.00	\$169,600.00	\$0.00
		Tap fee	see note 1	see note 1	N/A
115	10"	System development fee	\$243,800.00	\$243,800.00	\$0.00
		Tap fee	see note 1	see note 1	N/A
215	12"	System development fee	\$455,800.00	\$455,800.00	\$0.00
		Tap fee	see note 1	see note 1	N/A
-	Fire meters of any size	System development fee	\$0.00	\$0.00	\$0.00
		Tap fee	see note 1	see note 1	N/A

1. Taps greater than 2" are to be installed by the developer's contractor upon City approval. (Meter placement fees will apply.)

2. System expansion fee for compound meter shall be based upon largest meter size.

Secondary Irrigation Sprinkler Meter Fees (set off an existing service line)

3/4" meter			\$564.00	\$713.00	\$149.00
1" meter			\$839.00	\$1,060.00	\$221.00
1 1/2" meter			\$2,282.00	\$2,510.00	\$228.00
2" meter			\$2,790.00	\$3,435.00	\$645.00

Sewer Fees

Sewer Mult. Meter Size (Water & Sewer)

1	3/4" & 4"	System development fee	\$1,380.00	\$1,380.00	\$0.00
		Tap fee	\$1,867.00	\$2,260.00	\$393.00
2.5	1" & 4"	System development fee	\$3,450.00	\$3,450.00	\$0.00
		Tap fee	\$1,867.00	\$2,260.00	\$393.00
5	1 1/2" & 6"	System development fee	\$6,900.00	\$6,900.00	\$0.00
		Tap fee	see note 1	see note 1	N/A
8	2" & 6"	System development fee	\$11,040.00	\$11,040.00	\$0.00
		Tap fee	see note 1	see note 1	N/A
16	3" & 8"	System development fee	\$22,080.00	\$22,080.00	\$0.00
		Tap fee	see note 1	see note 1	N/A
25	4" & 8"	System development fee	\$34,500.00	\$34,500.00	\$0.00
		Tap fee	see note 1	see note 1	N/A
50	6" & see note 2	System development fee	\$69,000.00	\$69,000.00	\$0.00
		Tap fee	see note 1	see note 1	N/A
80	8" & see note 2	System development fee	\$110,400.00	\$110,400.00	\$0.00
		Tap fee	see note 1	see note 1	N/A
115	10" & see note 2	System development fee	\$158,700.00	\$158,700.00	\$0.00
		Tap fee	see note 1	see note 1	N/A
215	12" & see note 2	System development fee	\$296,700.00	\$296,700.00	\$0.00
		Tap fee	see note 1	see note 1	N/A

1. Taps greater than 2" are to be installed by the developer's contractor upon City approval.

2. Tap larger than 8" is required.

City of Gastonia FY 2023 - FY 2024 Fee Schedule

		Details/Notes	FY 2023 Adopted Fee	FY 2024 Adopted Fee	Change
Sewer Fees - Southeast Service Area					
Sewer Mult. Meter Size (Water & Sewer)					
1	3/4" & 4"	System development fee	\$4,980.00	\$4,980.00	\$0.00
		Tap fee	\$1,867.00	\$2,260.00	\$393.00
2.5	1" & 4"	System development fee	\$12,450.00	\$12,450.00	\$0.00
		Tap fee	\$1,867.00	\$2,260.00	\$393.00
5	1 1/2" & 6"	System development fee	\$24,900.00	\$24,900.00	\$0.00
		Tap fee	see note 1	see note 1	N/A
8	2" & 6"	System development fee	\$39,840.00	\$39,840.00	\$0.00
		Tap fee	see note 1	see note 1	N/A
16	3" & 8"	System development fee	\$79,680.00	\$79,680.00	\$0.00
		Tap fee	see note 1	see note 1	N/A
25	4" & 8"	System development fee	\$124,500.00	\$124,500.00	\$0.00
		Tap fee	see note 1	see note 1	N/A
50	6" & see note 2	System development fee	\$249,000.00	\$249,000.00	\$0.00
		Tap fee	see note 1	see note 1	N/A
80	8" & see note 2	System development fee	\$398,400.00	\$398,400.00	\$0.00
		Tap fee	see note 1	see note 1	N/A
115	10" & see note 2	System development fee	\$572,700.00	\$572,700.00	\$0.00
		Tap fee	see note 1	see note 1	N/A
215	12" & see note 2	System development fee	\$1,070,700.00	\$1,070,700.00	\$0.00
		Tap fee	see note 1	see note 1	N/A

1. Taps greater than 2" are to be installed by the developer's contractor upon City approval.

2. Tap larger than 8" is required.

Sewer Fees - Southwest Service Area

Sewer Mult. Meter Size (Water & Sewer)

1	3/4" & 4"	System development fee	\$2,410.00	\$2,410.00	\$0.00
		Tap fee	\$1,867.00	\$2,260.00	\$393.00
2.5	1" & 4"	System development fee	\$6,025.00	\$6,025.00	\$0.00
		Tap fee	\$1,867.00	\$2,260.00	\$393.00
5	1 1/2" & 6"	System development fee	\$12,050.00	\$12,050.00	\$0.00
		Tap fee	see note 1	see note 1	N/A
8	2" & 6"	System development fee	\$19,280.00	\$19,280.00	\$0.00
		Tap fee	see note 1	see note 1	N/A
16	3" & 8"	System development fee	\$38,560.00	\$38,560.00	\$0.00
		Tap fee	see note 1	see note 1	N/A
25	4" & 8"	System development fee	\$60,250.00	\$60,250.00	\$0.00
		Tap fee	see note 1	see note 1	N/A
50	6" & see note 2	System development fee	\$120,500.00	\$120,500.00	\$0.00
		Tap fee	see note 1	see note 1	N/A
80	8" & see note 2	System development fee	\$192,800.00	\$192,800.00	\$0.00
		Tap fee	see note 1	see note 1	N/A
115	10" & see note 2	System development fee	\$277,150.00	\$277,150.00	\$0.00
		Tap fee	see note 1	see note 1	N/A
215	12" & see note 2	System development fee	\$518,150.00	\$518,150.00	\$0.00
		Tap fee	see note 1	see note 1	N/A

1. Taps greater than 2" are to be installed by the developer's contractor upon City approval.

2. Tap larger than 8" is required.

City of Gastonia FY 2023 - FY 2024 Fee Schedule

Details/Notes	FY 2023 Adopted Fee	FY 2024 Adopted Fee	Change
Public Works			
Solid Waste			
Residential collection fee	\$11.00	\$11.00	\$0.00
Residential collection - additional cart fee	\$6.50	\$6.50	\$0.00
Electronics curbside collection	\$25.00	\$25.00	\$0.00
Appliances/white goods collection	\$25.00	\$25.00	\$0.00
Tires (per tire)	On rim	\$8.00	\$8.00
	Off rim	\$5.00	\$5.00
Excess household trash	≤ 100 lbs	\$15.00	\$15.00
	> 100 lbs	\$25.00	\$25.00
Cart lease	New garbage carts	\$50.00	\$60.00
	Yard waste carts	\$50.00	\$60.00
Yard waste	4.5 cubic yards (CY) - 9 CY	\$25.00	\$25.00
	> 9 CY - 13.5 CY	\$50.00	\$50.00
	> 13.5 - 18 CY	\$75.00	\$75.00
Leaf collection after leaf season	\$25.00	\$25.00	\$0.00
Residential business	Collection	\$30.50	\$30.50
	Extra carts	\$10.00	\$10.00
Outside City limits rate ^a	\$17.50	\$22.00	\$4.50
Downtown	Residential	\$10.00	\$11.00
	Commercial office	\$20.00	\$20.00
	Commercial retail	\$25.00	\$25.00
	Restaurant	\$50.00	\$50.00
a. Effective July 1, 2023, no new locations outside City limits will be eligible for this service.			
Stormwater			
Residential stormwater fee	Per month	\$5.00	\$5.00
Non-residential stormwater fee	Per month, parcel specific, based on # of equivalent runoff units (ERUs)	\$5.00	\$5.00
Stormwater assignment application fee	Only applies to non-residential properties with metered utilities	\$25.00	\$25.00
Public Works - Transportation Services			
Airport hanger rentals			
Small T-hangar	Per month	\$200.00	\$220.00
Large T-hangar	Per month	\$230.00	\$253.00
Small corporate	Per month	\$575.00	\$633.00
Large corporate	Per month	\$660.00	\$726.00
Small office	Per month	\$33.00	\$36.00
Large office	Per month	\$50.00	\$55.00

City of Gastonia FY 2023 - FY 2024 Fee Schedule

Details/Notes	FY 2023 Adopted Fee	FY 2024 Adopted Fee	Change
Transit			
Single full ride fare	\$1.25	\$1.25	\$0.00
10 Ride full fare ticket	\$12.00	\$12.00	\$0.00
Single reduced ride fare	\$0.60	\$0.60	\$0.00
10 Ride reduced fare ticket	\$6.00	\$6.00	\$0.00
Single ride ADA van	\$2.50	\$2.50	\$0.00
10 Ride ADA van ticket	\$25.00	\$25.00	\$0.00
Sunway Charter/Greyhound connector	\$7.00	\$7.00	\$0.00
CATS 85X 10 ride ticket	\$44.00	\$44.00	\$0.00

Schiele Museum

General Admission

Adults (18+)	\$7.00	\$7.00	\$0.00
Youth (4-17)	\$6.00	\$6.00	\$0.00
Seniors (65+)	\$6.00	\$6.00	\$0.00
Children (3 & younger)	Free	Free	N/A
Museum members	Free	Free	N/A

Discounts*

City of Gastonia residents		\$2 off	\$2 off	N/A
Students (18+)	With ID	\$1 off	\$1 off	N/A
AAA	With ID	\$1 off	\$1 off	N/A
Veterans	With ID	\$1 off	\$1 off	N/A
Active military	With ID	Free	Free	N/A

* Only one type of discount per transaction. Discounts apply to general admission. Special event days and planetarium are excluded from discounts.

Planetarium and science theater admission

Adults (18+)		\$5.00	\$5.00	\$0.00
Youth (4-17)		\$5.00	\$5.00	\$0.00
Children (3 & younger)		Free	Free	N/A
Museum members		\$5.00	\$5.00	\$0.00

School visits*


Admissions	Students and parents	\$2.00	\$2.00	\$0.00
	Teacher/staff	Free	Free	N/A
Educational programs	Students and parents	\$3.00	\$3.00	\$0.00
	Teacher/staff	Free	Free	N/A

* Pricing reflects advance reservation for a minimum group of 15 students

Membership*

Individual		\$60.00	\$60.00	\$0.00
Family		\$85.00	\$85.00	\$0.00
Premium Family		\$135.00	\$135.00	\$0.00
Patron		\$300.00	\$300.00	\$0.00
Premium Patron		\$350.00	\$350.00	\$0.00
Schiele Society Bronze Level		\$600.00	\$600.00	\$0.00
Guardian Gold Level		\$2,500.00	\$2,500.00	\$0.00
Guardian Platinum Level		\$5,000.00	\$5,000.00	\$0.00

* Includes unlimited general admission for one year. For additional information, see the Schiele Museum's website.



RESOLUTION TO ADOPT ELECTRIC VEHICLE CHARGING RATES

WHEREAS, the City of Gastonia Electric Division (hereinafter “City”) over the last several years has installed nine electric vehicle charging stations; and

WHEREAS, the cost for the energy consumed by these stations to date has been paid by the City; and

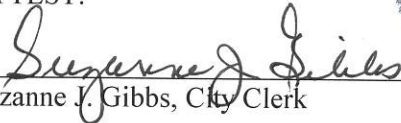
WHEREAS, the City has worked with ElectriCities to develop a rate for electric vehicle charging; and

WHEREAS, the proposed rate is based on the current small commercial rate using the kilowatt demand of a dual port charging station;


NOW, THEREFORE, BE IT HEREBY RESOLVED BY THE CITY COUNCIL OF THE CITY OF GASTONIA TO ADOPT THE ELECTRIC VEHICLE CHARGING STATION RATES

THIS RESOLUTION, adopted the 21st day of November 2023.

ATTEST:


Suzanne J. Gibbs, City Clerk




Walker E. Reid III, Mayor
David A. Kirlin, Mayor Pro Tem

Res2707

**CITY OF GASTONIA
ELECTRIC RATE SCHEDULE
ELECTRIC VEHICLE CHARGING RATES**

AVAILABILITY

This service is available for Electric Vehicle (EV) charging stations owned by the City of Gastonia. Charging stations are available for use by the public, exclusive to vehicles attempting to charge and not exclusive to City of Gastonia electric customers.

Whereas charging station is defined as single point charging and charging site may have one or more charging stations. The City may throttle the available charging capacity of both the charging site and/or charging station to balance the impact of EV charging on the public electric distribution system. The City does not guarantee availability at charging sites or charging stations.

This service is not available where the total charging site requirement exceeds 25 kW.

Obstructing access to charging sites and/or stations is subject to towing and/or fines.

TYPE OF SERVICE

Level 2 service provided at 240V

CHARGING STATION SERVICE RATE

Level 2:

Active Energy Charging:

Load Factor less than or equal to 10%	\$0.50 per kWh
Load Factor greater than 10% and less than or equal to 20%	\$0.40 per kWh
Load Factor greater than 20%	\$0.30 per kWh

Idle Charge:

In-active charging is applied after 10 minutes \$0.20 per minute

These charges are intended to recover the cost of service plus transaction costs but may not recover the full cost of the charging equipment.

DETERMINATION OF ACTIVE ENERGY CHARGING

Active Energy Charge shall be determined by calculating monthly load factor (LF) for the charging site. The energy charge shall adjust up or down when the calculated monthly load factor exceeds the threshold for a period of six (6) consecutive calendar months. Monthly load factor shall be determined by the total charging site energy hours used during the month divided by the product of the charging site blended demand capacity and the number of hours in the billing cycle.

$$LF = kWh / (23 kW \times 730 \text{ hours})$$

PAYMENT

Bills are due and payable by credit card swipe at the site.

SALES TAX

North Carolina sales tax of 7% shall be added to the above electric rates.

GENERAL

Service rendered under this schedule is subject to the provisions of the City's service regulations, and any changes therein, substitutions therefore, or additions thereto lawfully made.

Effective for service rendered on and after January 1, 2024