


Eliminate perimeter barriers that delay emergency response with the Knox Gate & Key Switch. Override electronic gates and lower voltage equipment to allow emergency access into communities, apartment complexes, parking garages, pedestrian gates, industrial receiving areas and much more.



This is the model we require for electronically controlled gates.

FEATURES

- One position, two position or momentary switch
- Face plate and lock cover ensure weather resistant operation
- Dual locks enable shared access with other agencies

BENEFITS

- Gain rapid access through electronic gates without forced entry
- Overrides electronic gates, motorized doors, electrical switches
- Can share access with multiple agencies
- Utilizes Knox Master Key solution

OPTIONS

- Single or dual key switch
- Fire, EMS, security or law enforcement identification labels

ELECTRICAL DATA

- Switch: SPDT or DPDT
- 7 A resistive, 4 A inductive, (sea level), 28 VDC
- 7 A resistive, 2.5 A inductive, (50,000 ft.), 28 VDC
- 7 A resistive or inductive, 115 VAC, 60 Hz
- UL® and CSA listed: 7 A, 250 VAC
- Temperature tolerance up to +180° F

ORDERING SPECIFICATIONS

To insure procurement and delivery of the Knox Gate & Key Switch, it is suggested that the following specification paragraph be used:

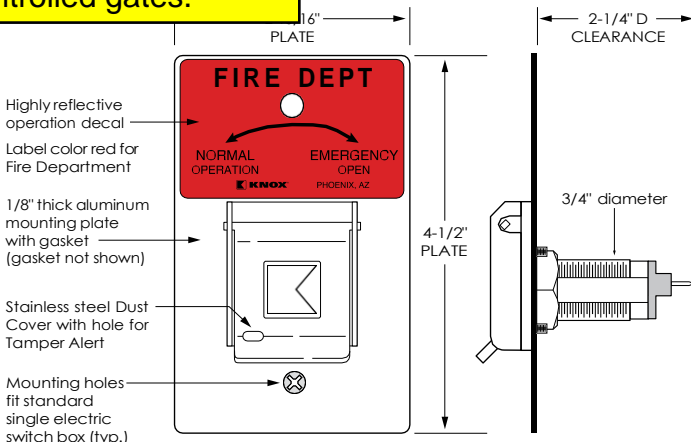
Dimensions: Requires 2 1/4" recessed depth x 3/4" diameter

Switch: SPDT or DPDT; 7 A resistive, 4 A inductive, key removable two position

Mounting: Key switch is designed to be recess mounted

P/N: 3500 Series Knox Gate & Key Switch (mfr's cat. ID)

Mfr's Name: KNOX COMPANY



Gates intended for automatic operation shall be designed, constructed and installed to comply with the requirements of ASTM 2200 and electric gate operators shall be listed in accordance with UL 325.

How to order a Knox Box

1. Go to: <https://www.knoxbox.com/Products>
2. Select your location as: North Carolina
3. Select your local fire department/agency as: Gastonia Fire Dept
4. Select Gastonia Fire Dept on the next Screen
5. Choose if you want to order from a local distributor or directly from the company
6. Select Commercial Knox Boxes or Gate Key Switches (depending on your need)
7. Select "View" of the Knox Box you need
8. Order the product

All new construction of commercial buildings within the city limits of Gastonia are required to purchase a Knox Box. Existing property owners can voluntarily purchase Knox Boxes, but it is not required. New automatic gates that cross a fire department access road require a permit, and a Knox Switch be purchased and installed to provide the fire department access. New manual gates that cross a fire department access road require a permit, and a Knox Padlock to be purchased and installed.

The KnoxBox 3200 is the number one high-security key lock box trusted by first responders and property owners. Store up to 10 keys to quickly gain rapid access to commercial properties.



FEATURES

- ✓ Stores maximum 10 keys. Access cards and small entry items may also fit in interior compartment but will reduce max key quantity.
- ✓ Built Knox-Rugged and secure: UL 1037, UL 1610, UL 1332, UL 437
- ✓ Finished with Knox-Coat® to protect four times better than standard powder coat
- ✓ Weather-resistant door gasket
- ✓ Hinged door

BENEFITS

- ✓ Allows rapid property access
- ✓ Reduces property damage
- ✓ Prevents forced entry into buildings
- ✓ Minimizes first responder injury
- ✓ Compliant to National Fire Code (NFPA, IFC, IBC)

OPTIONS

- ✓ Knox Tamper Alert connects to building's alarm system for extra security
- ✓ Mount types: Recessed and Surface
- ✓ 3 color options: Black, Aluminum, Dark Bronze

ACCESSORIES

- ✓ Multi-Purpose Switch for use on electrical doors, gates and other electrical equipment
- ✓ Recess Mounting Kit for new concrete or masonry construction
- ✓ Public Safety Labels
- ✓ Tag-Out Tamper Seals
- ✓ Key Tags
- ✓ Key Rings

ORDERING SPECIFICATIONS

To insure procurement and delivery of the KnoxBox 3200, it is suggested that following specification paragraph is used:

KnoxBox surface/recessed mount with hinged door, with/without UL Listed Knox Tamper Alert. 1/4" plate steel housing, 1/2" thick steel door with interior gasket seal and stainless steel door hinge. Box and lock UL Listed. Lock has 1/8" thick stainless steel dust cover with tamper seal mounting capability.

Exterior Dimensions: Surface Mount Body - 4"H x 5"W x 3-7/8"D
 Recessed Mount Flange - 7"H x 7"W

Lock: UL Listed. Double-action rotating tumblers and hardened steel pins accessed by a biased cut key.

Finish: Knox-Coat proprietary finishing process

Color: Black, Dark Bronze or Aluminum

P/N: KnoxBox 3200 (mfr's cat. ID)

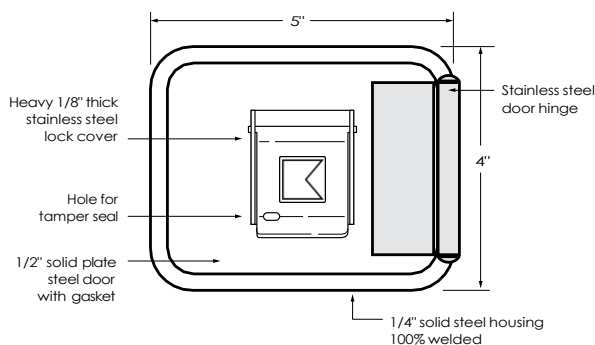
Mfr's Name: KNOX COMPANY



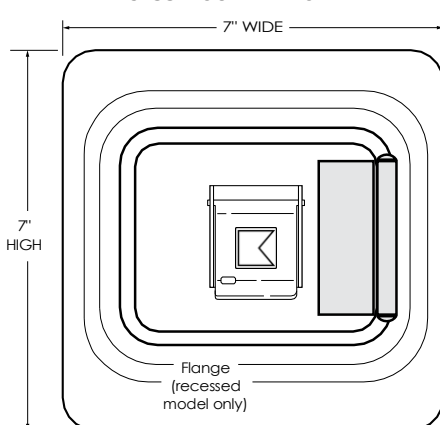
WEIGHT:
 Surface Mount - 8 lbs
 Recessed Mount - 9 lbs

DIMENSIONS:
 Surface Mount Body - 4"H x 5"W x 3-7/8"D
 Recessed Mount Flange - 7"H x 7"W

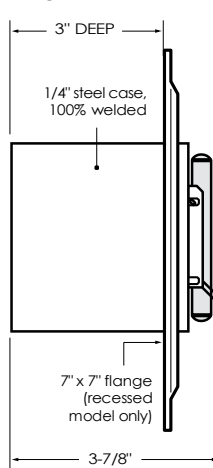
SURFACE MOUNT - FRONT VIEW



RECESS MOUNT - FRONT VIEW



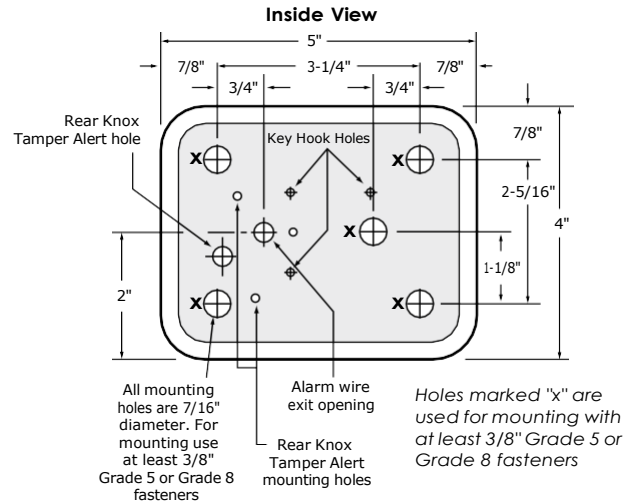
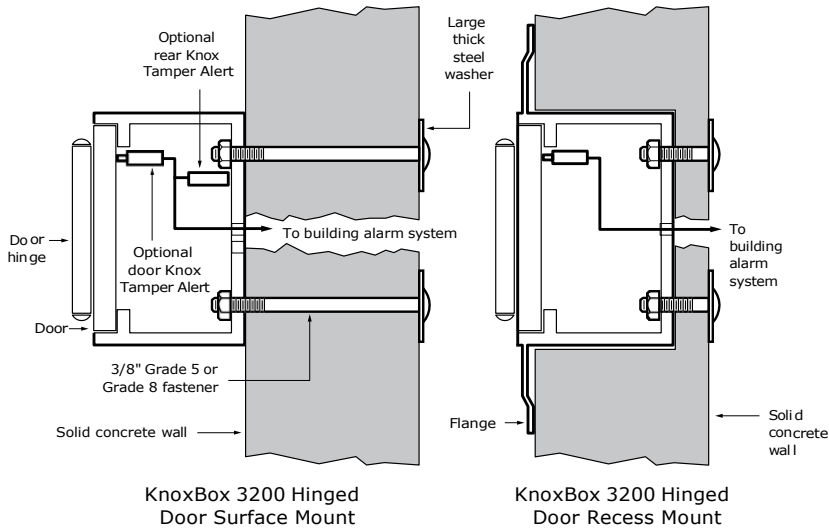
SIDE VIEW



GENERAL MOUNTING INSTRUCTIONS

Suggested minimum mounting height, 6 feet above ground.

ATTENTION: KnoxBox is a very strong device that **MUST** be mounted properly to ensure maximum security and resist physical attack.

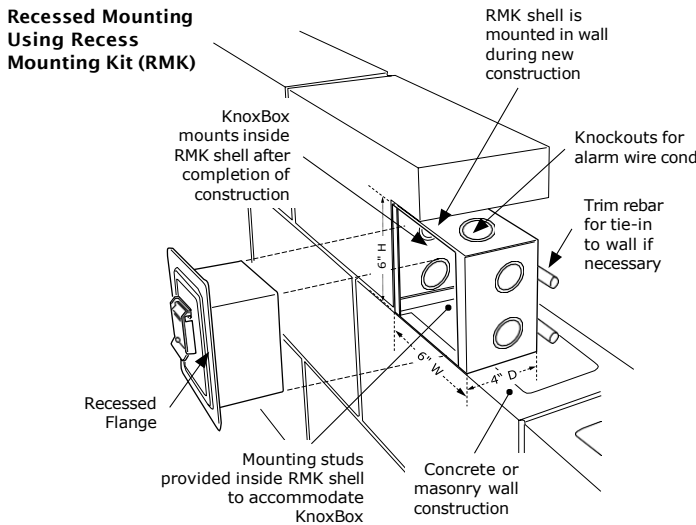


RECESS MOUNTING KIT AND INSTALLATION INSTRUCTIONS

The Recess Mounting Kit (RMK) includes shell housing and mounting hardware, which may only be used for recessed models to cast-in-place within new concrete or masonry construction. The KnoxBox is mounted into the shell housing after construction is completed.

RECESS MOUNTING KIT DIMENSIONS

Rough-in Dimensions:
6-1/2" H x 6-1/2" W x 5" D



All new construction of commercial buildings within the city limits of Gastonia are required to purchase a Knox Box. Existing property owners can voluntarily purchase Knox Boxes, but it is not required. New automatic gates that cross a fire department access road require a permit, and a Knox Switch be purchased and installed to provide the fire department access. New manual gates that cross a fire department access road require a permit, and a Knox Padlock to be purchased and installed.

How to order a Knox Box

1. Go to: <https://www.knoxbox.com/Products>
2. Select your location as: North Carolina
3. Select your local fire department/agency as: Gastonia Fire Dept
4. Select Gastonia Fire Dept on the next Screen
5. Choose if you want to order from a local distributor or directly from the company
6. Select Commercial Knox Boxes or Gate Key Switches (depending on your need)
7. Select "View" of the Knox Box you need
8. Order the product

KNOX COMPANY
1601 W. DEER VALLEY RD
PHOENIX, AZ 85027

T. 800.552.5669
F. 623.687.2290

KNOXBOX.COM
INFO@KNOXBOX.COM